

**3910 on-land Plow**

P

R



**JOHN DEERE**

**PARTS CATALOG**

**3910 on-land Plow**

F

**PC12337 (Feb-16) English**

**Revision 04/2017**

P

R

O

O


**South Africa Portfolio Extension Group**

Europe Edition  
Printed in U.S.A. (Revised)  
COPYRIGHT © 2016  
DEERE & COMPANY  
Moline, Illinois  
All rights reserved

P R O O F P R O O F

## Introduction and Product Information

PY57549 B.1



PY57549

John Deere 3910 on-land Plow  
(Manufactured 2014 -)

*(Specifications and Design Subject to Change Without Notice.)*

### To The Customer

The part numbers in this Parts Catalog were correct at the time of publication. Per John Deere policy, we continuously improve our products. Therefore, when ordering parts verify the part numbers with your dealer.

### SI Units of Measure

Metric dimensions are provided as applicable throughout this parts catalog.

### Bolt And Cap Screw Strength Identification

Bolts and cap screws required to have high-strength qualities equivalent to metric property class 10.9 (SAE grade 8) or higher are identified throughout this catalog by the description 10.9, 12.9 or 14.9. All standard bolts and cap screws are metric property class 8.8 (SAE grade 5) or lower.

### Box-Enclosed Illustration

Box-enclosed keyed parts in the illustration are available as a service assembly or an attachment. These assemblies may also include parts not available for service separately. The illustrations may not show all individual parts of an attachment. A box not keyed includes non-current parts.

### Direction Arrow

Arrows are used with illustrations to indicate the front of the unit. "Right-Hand" and "Left-Hand" sides are determined by facing in direction of machine forward travel.

### Orientation Of Product

An arrow shown with an illustration is to indicate the direction of product forward travel. Right Hand (RH) and Left Hand (LH) sides are determined by product forward travel.

### Ag and Turf Crop Solution — Trademarks

AccuDepth™	Quick Fill™	STS™
AutoTrac™	Refuge Ready™	TouchSet™
BoomTrac™	Row-Trak™	Nothing Runs Like a Deere™
CCS™	RowCommand™	Tru-Depth™
FieldVision™	SeedStar™	TruPosition™
Flex-Fold™	CommandARM™	TwinFluid GreenStar™
CommandCenter™	VacuMeter™	Hi-Cycle™
John Deere™	VRS™ (VariRow System)	HillMaster™
Level-lift™	Funk™	PRO-12™
Load Command™	iTorque™	PRO-16™
MaxEmerge™	Phoenix™	ProDrive™
Maximizer™	PowerTech™	PRO-SERIES™
Service ADVISOR™	TMII™	Pro-Series XP™
SprayMaster™	TMIII™	Pro-Shaft™
StarFire™		


P  
R  
O  
F  
O  
F

### Ag and Turf Crop Solution — Terms and Abbreviations

Phrase	Meaning	Phrase	Meaning
A/C	Air Conditioning	NLA	No Longer Available
ALSO ORDER	Also Order	NSEP	Not Supplied Separately
APPL	This Application Only	OD	Outside Diameter
AR	As Required	OPTION	Option
ASSY	Complete Assembly	OPTIONAL	Optional
BCU	Basic Control Unit	OR	Or
CNLA	Complete No Longer Available (Order Individual Parts)	ORD	Order
ECU	Engine Control Unit	ORD W/	Order With
ETC	Electronic Temperature Control	OS	Oversize
FI	Field Installation Kit	PKG	Package of
FIP	Fuel Injection Pump	RATIO	Ratio
FOR	For	RCU	Reverser Control Unit
FRONT	Front	REAR	Rear
GSD	GreenStar™ Display	REMAN	Remanufactured
HTC	Heater Control Unit	RH	Right Hand
ID	Inside Diameter	STD	Standard
INCL	Includes	SUB	Replaced by
INCL KEYS	Including Keys	SUB FOR	Substitute for
JDL	JDLink™ Control Unit	TK	Thickness
KIT	Kit	UIC	User Interface Control Unit
LGTH	Length	UIM	User Interface Module
LH	Left Hand	UP	Upper
LOW	Lower	USE WITH	Use With
MARKED	Marked	W/	With
MF	Make From	W/O	Without
NA	Not Applicable	Z	Gear and Sprocket Teeth Number
L	Number of Links to Chain		

## Введение и информация об изделии

PY57549 В.1



PY57549

Плуг для работы вне борозды 3910 компании John Deere  
(Год выпуска 2014–)

*(Спецификации и конструкция могут изменяться без уведомления.)*

### Уведомление для заказчика

Номера деталей в этом каталоге запасных частей верны на момент его публикации. Политика компании John Deere заключается в непрерывном совершенствовании выпускаемых продуктов. Поэтому при заказе запасных частей проверяйте их номера по каталогу у своего дилера.

### Единицы измерения по системе СИ

В этом каталоге запасных частей размеры даны в метрических единицах измерения по мере применимости.

### Определение прочности болтов и винтов с головками

Для болтов и винтов с головками, имеющих высокий класс прочности, эквивалентный категории изделия 10.9 в метрических единицах (SAE 8) или выше, в этом каталоге приняты обозначения 10.9, 12.9 или 14.9. Все стандартные болты и винты с головками относятся к категории изделия 8.8 в метрических единицах (SAE 5) или ниже.

### Иллюстрация, заключенная в рамку

Детали, снабженные кодом и заключенные в рамку на иллюстрации, доступны в качестве обслуживаемого узла либо навесного оборудования. В состав этих деталей могут также входить необслуживаемые детали. Полнота перечня отдельных комплектующих деталей навесного оборудования, представленного на иллюстрациях, не гарантируется. В рамке без кода указаны устаревшие детали.

### Стрелка направления

На иллюстрациях стрелками обозначена передняя часть блока. Левую и правую стороны определяют по направлению переднего хода машины.

### Ориентация машины

Стрелка на иллюстрации служит для обозначения направления переднего хода машины. Левую и правую стороны определяют по направлению переднего хода машины.

## Решения для уборки урожая подразделения Ag and Turf — товарные знаки

AccuDepth™	Quick Fill™	STS™
AutoTrac™	Refuge Ready™	TouchSet™
BoomTrac™	Row-Trak™	Nothing Runs Like a Deere™
CCS™	RowCommand™	Tru-Depth™
FieldVision™	SeedStar™	TruPosition™
Flex-Fold™	CommandARM™	TwinFluid GreenStar™
CommandCenter™	VacuMeter™	Hi-Cycle™
John Deere™	VRS™ (система VariRow)	HillMaster™
Level-lift™	Funk™	PRO-12™
Load Command™	iTorque™	PRO-16™
MaxEmerge™	Phoenix™	ProDrive™
Maximizer™	PowerTech™	PRO-SERIES™
Service ADVISOR™	TMII™	Pro-Series XP™
SprayMaster™	TMIII™	Pro-Shaft™
StarFire™		

## Решения для уборки урожая подразделения Ag and Turf — термины и сокращения

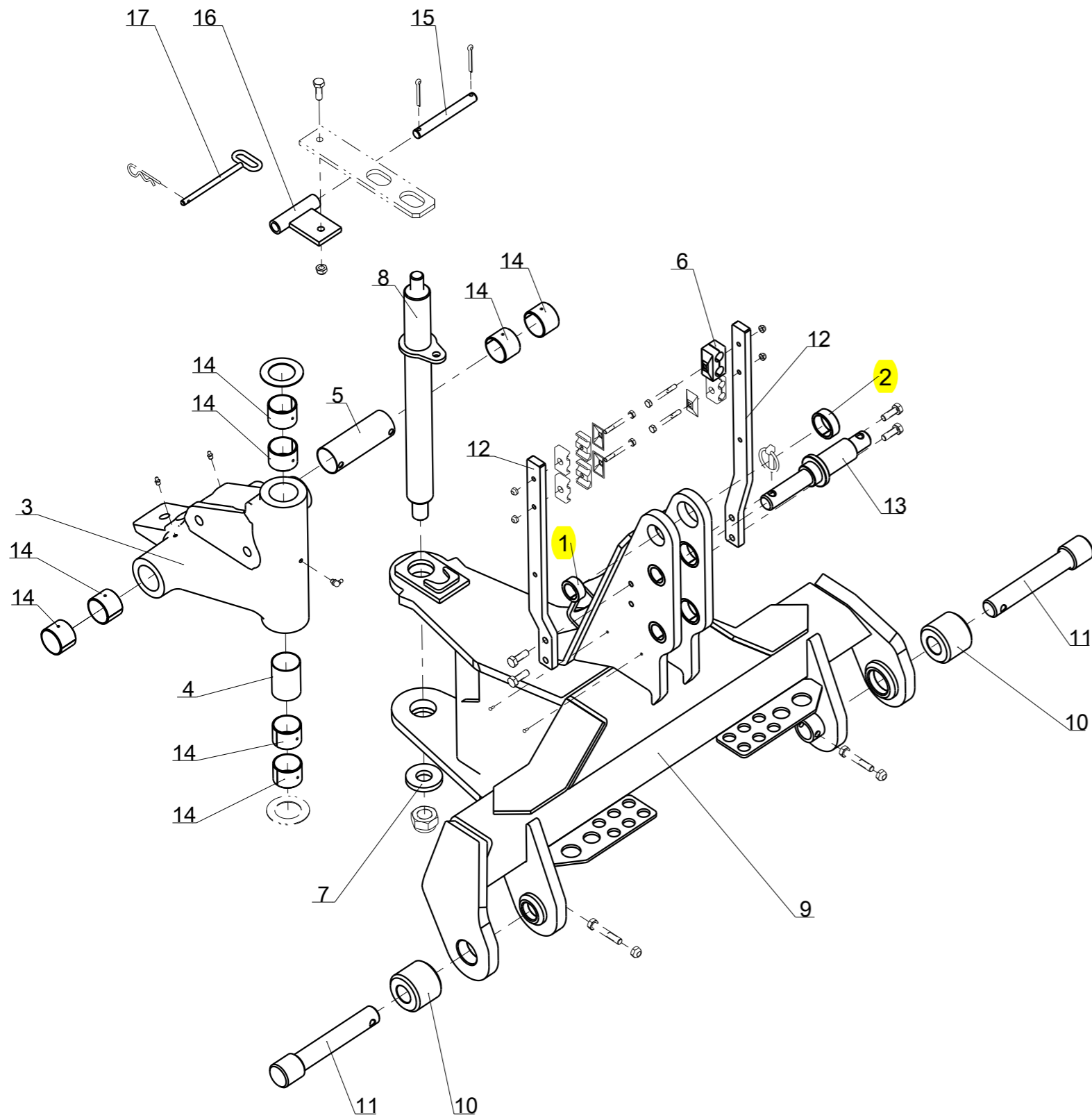
Фраза	Значение	Фраза	Значение
A/C	Система кондиционирования воздуха	NLA	Выпуск прекращен
ALSO ORDER	Также закажите	NSEP	Недоступно по отдельности
APPL	Только для этой машины	OD	Наружный диаметр
AR	По мере необходимости	OPTION	Опция
ASSY	Узел в сборе	OPTIONAL	Дополнительное оборудование
BCU	Основной блок управления	OR	Или
CNLA	Выпуск в сборе прекращен (заказывать отдельные детали)	ORD	Заказ
ECU	Блок управления двигателем	ORD W/	Заказ с
ETC	Электронный регулятор температуры	OS	Увеличенный размер
FI	Комплект для установки в полевых условиях	PKG	Упаковка
FIP	Топливный насос высокого давления	RATIO	Соотношение
FOR	Для	RCU	Блок управления реверсом
FRONT	Передний	REAR	Задний
GSD	Дисплей GreenStar™	REMAN	Восстановленный
HTC	Блок управления нагревателем	RH	Правый
ID	Внутренний диаметр	STD	Стандартный
INCL	Содержит	SUB	Заменен на
INCL KEYS	Включая ключи	SUB FOR	Замена для
JDL	Блок управления JDLink™	TK	Толщина
KIT	Комплект	UIC	Блок управления интерфейсом пользователя
LGTH	Длина	UIM	Блок пользовательского интерфейса
LH	Левый	UP	Верхний
LOW	Нижний	USE WITH	Использовать с
MARKED	Маркированный	W/	С
MF	Сделайте из	W/O	Без
NA	Не применимо	Z	Номер шестерни и зубьев звездочки
L	Количество звеньев цепи		



P R O O F P R O O F

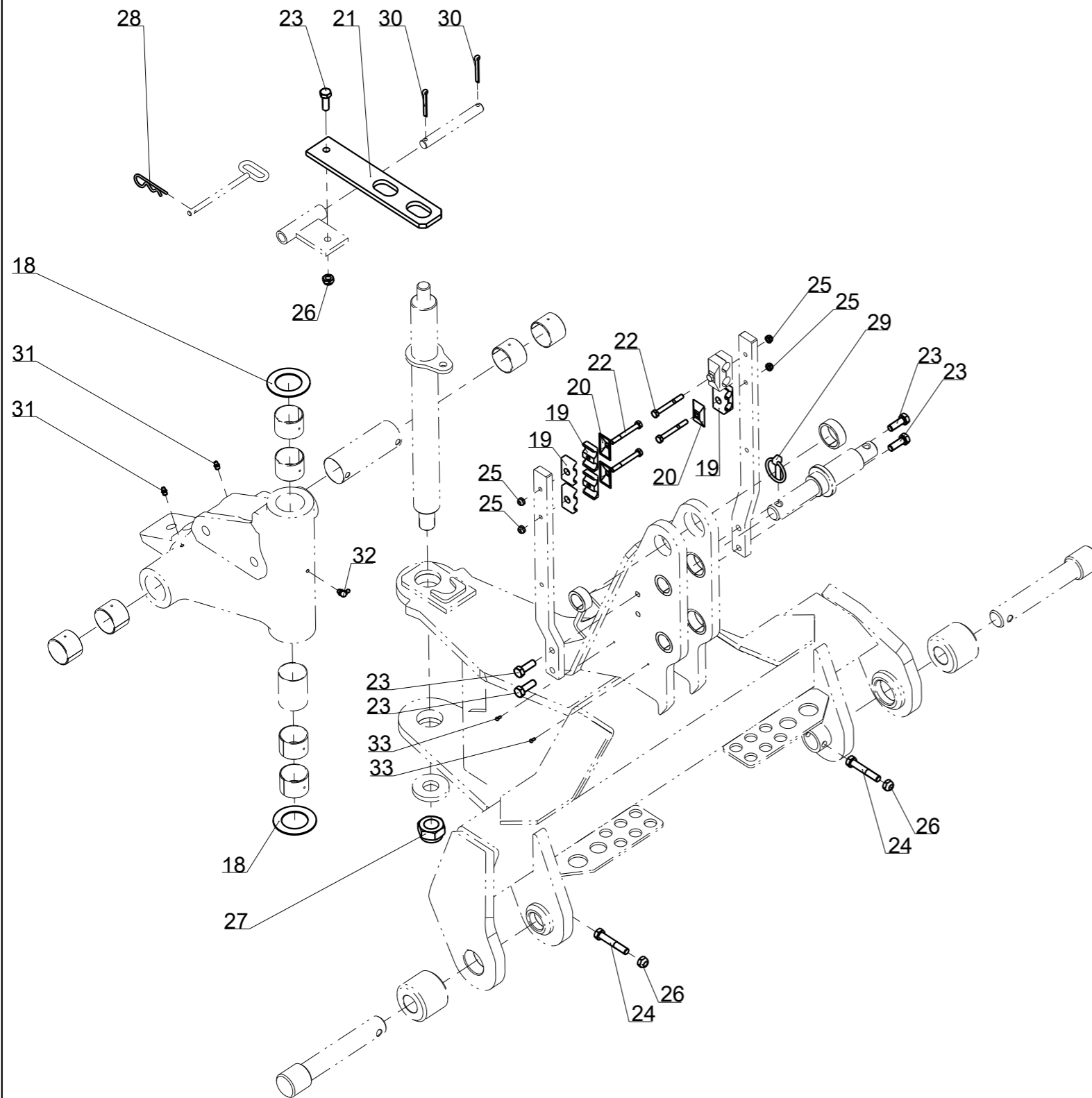



*Palonnier fixe 4N-D3 Std*  
**Fixed hitched 4N D3 Std**




Index	Quantite	Reference	Designation
1	3	5GB122 198	Steel bush 45x32, Lg:20
2	3	5GB122 199	Steel bush 55x45, Lg : 20
3	1	5GB1 223 210 U	Cast iron cardan joint 110°
4	1	5GB1 223 221	Grease casing for cardan joint (front)
5	1	5GB1 223 222	Grease casing for cardan joint (rear)
6	1	5GB1 235 106	Double hose fixation 2x20 cpl.
7	1	5GB122 106	Special washer - 30.5x70x10
8	1	5GB122 128	Vertical pin SP 110°- Dia 50, lg. : 605 mm, thread 2.00
9	1	5GB122 191	Hitch point SP fixed 3N / 4N
10	2	5GB122 193	Coupling
11	2	5GB122 194	Coupling
12	2	5GB122 195	Hose support / Headstock
13	1	5GB122 197	3 point hitch top link pin Cat III / IV
14	8	5GB122 246	Bronze bushing - Dia50x55, lg. : 40 mm
15	1	5GB122 249	Bracket parking latch pin - Dia 18, lu. : 140 mm
16	1	5GB122 273	Rear parking latch bracket
17	1	5GB122 292	Pin parking latch - Dia 10, lg. : 158 mm

*Palonnier fixe 4N-D3 Std*  
*Fixed hitched 4N D3 Std*

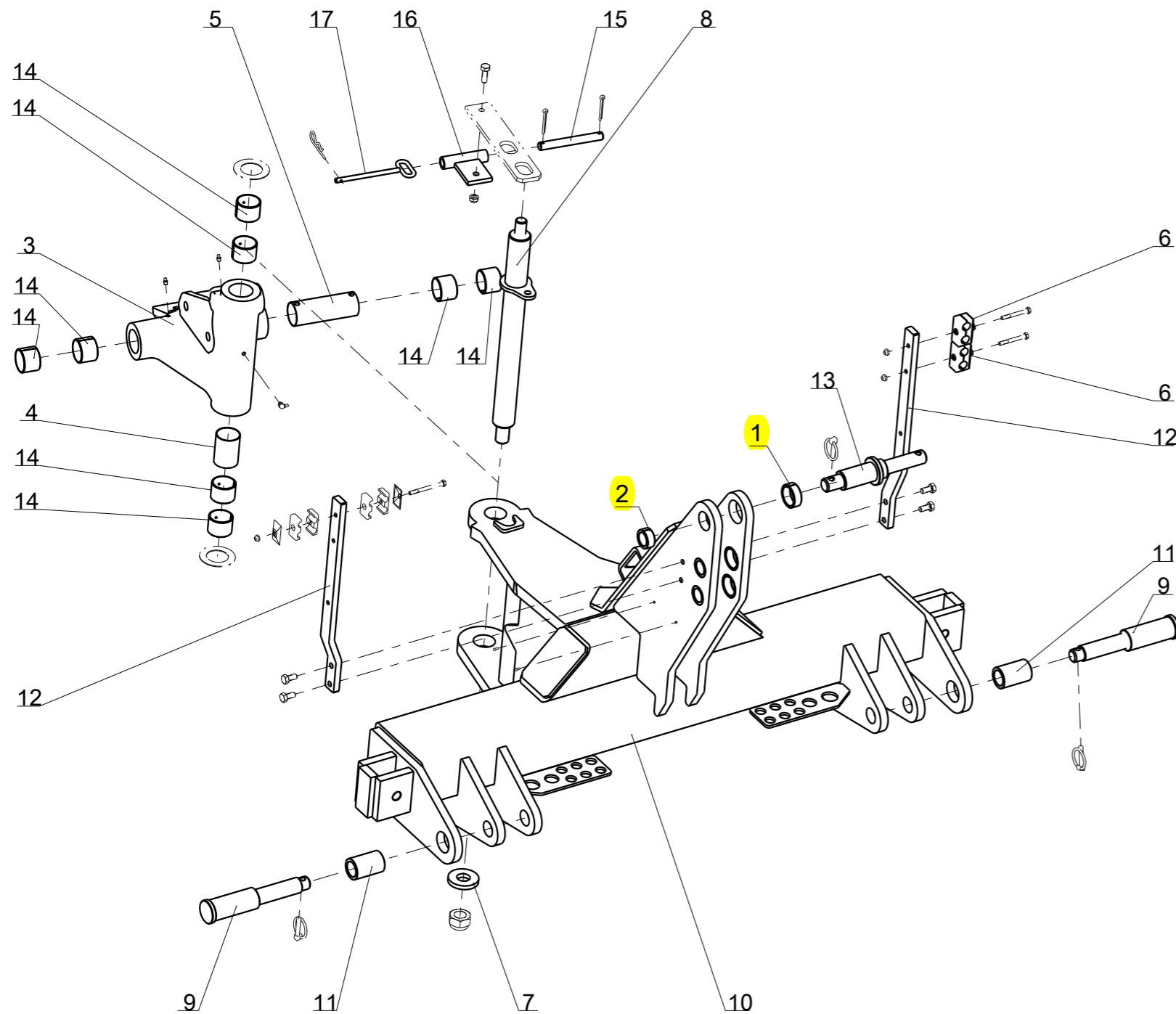


<i>Index</i>	<i>Quantite</i>	<i>Reference</i>	<i>Designation</i>
18	2	5GB122 295	Special washer - 50.5x82x2
19	6	5GB122 360	Double hose fixation 2x16
20	3	5GB122 361	Upper plate convex - hose fixation 2x16 28x49
21	1	5GB122 373	Front parking latch bracket - lg. : 315 mm
22	4	5GBVI 27 12	Screw H M8x 70 - 8.8 ZNBL
23	5	5GBVI 29 05	Screw H M12x 35 - 8.8 ZNBL
24	2	5GBVI 29 16	Screw H M12x 70 - 8.8 ZNBL
25	4	5GBVJ 320	Nyloc nut std H M 8 - 8 ZNBL
26	3	5GBVJ 322	Nyloc nut std H M 12 - 8 ZNBL
27	1	5GBVJ 335	Nyloc nut std H M 30 - 8 ZNBL - thread 200
28	1	5GBVL 002	R Clip - 4, Z
29	1	5GBVL 103	Lynch pin "Clips" Dia10 Z
30	2	5GBVL 414	Split pin V 6.3x50
31	2	5GBVM 201	Grease nipple - M8, thread125
32	1	5GBVM 203	Grease nipple 90° M8x125
33	2	5GBVM 410	Fluted round head nail4x9




*Palonnier Quick - Dia 3-4, lg. : 3-4*

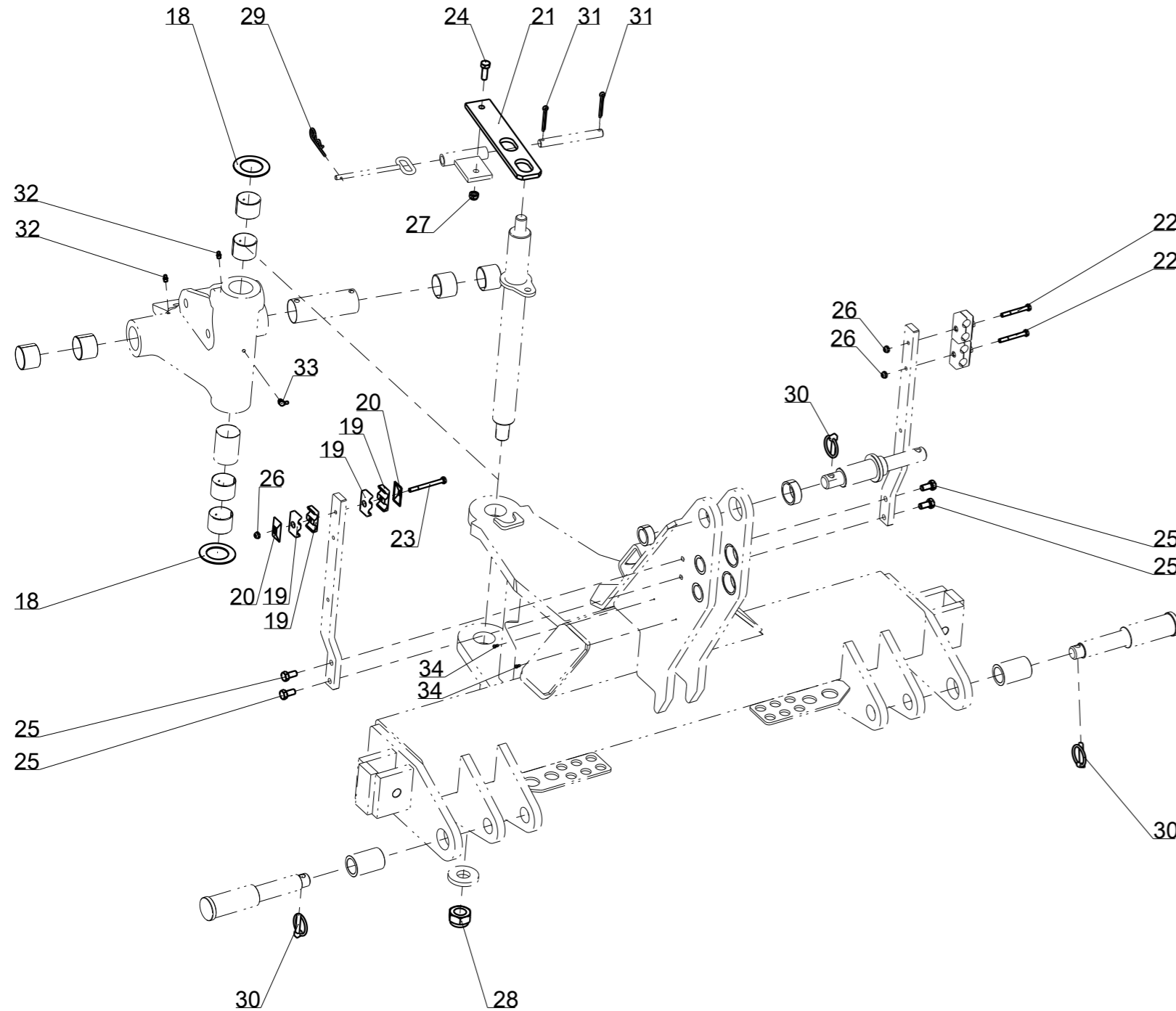
**Hitch point Quick 3/4 standard**



Index	Quantite	Reference	Designation
1	3	5GB122 198	Steel bush 45x32, Lg:20
2	3	5GB122 199	Steel bush 55x45, Lg : 20
3	1	5GB1 223 210 U	Cast iron cardan joint 110°
4	1	5GB1 223 221	Grease casing for cardan joint (front)
5	1	5GB1 223 222	Grease casing for cardan joint (rear)
6	2	5GB1 235 106	Double hose fixation 2x20 cpl.
7	1	5GB122 106	Special washer - 30.5x70x10
8	1	5GB122 128	Vertical pin SP 110°- Dia 50, lg. : 605 mm, thread 2.00
9	2	5GB122 145	Lower link pin Quick-Coupler Cat III / IV
10	1	5GB122 159	Headstock Quick-Coupler Cat III / IV, 110°
11	2	5GB122 161	Socket for quick coupler N°3-4
12	2	5GB122 195	Hose support / Headstock
13	1	5GB122 197	3 point hitch top link pin Cat III / IV
14	8	5GB122 246	Bronze bushing - Dia50x55, lg. : 40 mm
15	1	5GB122 249	Bracket parking latch pin - Dia 18, lu. : 140 mm
16	1	5GB122 273	Rear parking latch bracket
17	1	5GB122 292	Pin parking latch - Dia 10, lg. : 158 mm



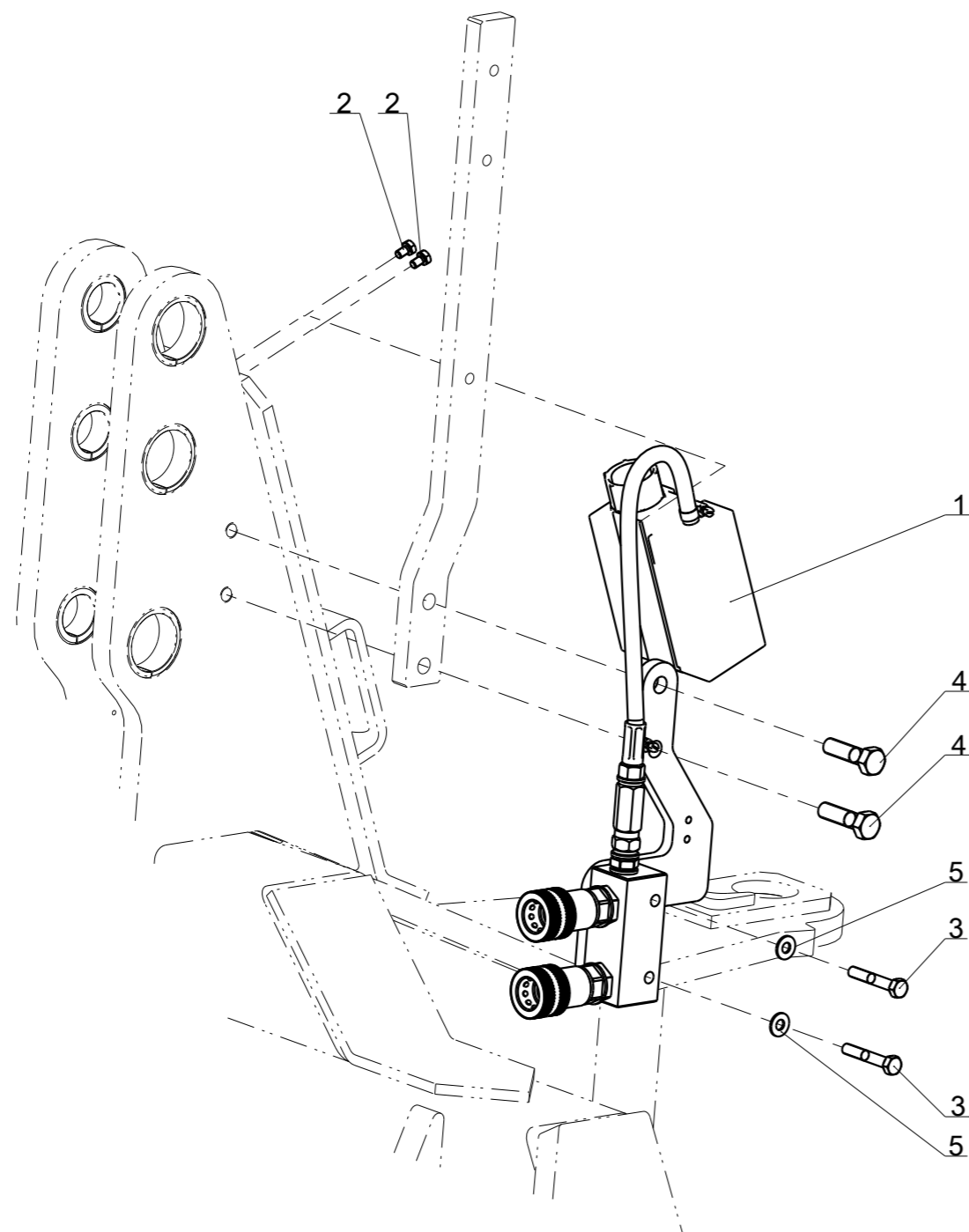
*Palonnier Quick - Dia 3-4, lg. : 3-4*  
*Hitch point Quick 3/4 standard*




Index	Quantite	Reference	Designation
18	2	5GB122 295	Special washer - 50.5x82x2
19	4	5GB122 360	Double hose fixation 2x16
20	2	5GB122 361	Upper plate convex - hose fixation 2x16 28x49
21	1	5GB122 373	Front parking latch bracket - lg. : 315 mm
22	2	5GBVI 27 12	Screw H M8x 70 - 8.8 ZNBL
23	1	5GBVI 27 14	Screw H M8x 90 - 8.8 ZNBL
24	1	5GBVI 29 05	Screw H M12x 35 - 8.8 ZNBL
25	4	5GBVI 41 03	Screw H M12x 25 - 8.8 ZNBL
26	3	5GBVJ 320	Nyloc nut std H M 8 - 8 ZNBL
27	1	5GBVJ 322	Nyloc nut std H M 12 - 8 ZNBL
28	1	5GBVJ 335	Nyloc nut std H M 30 - 8 ZNBL - thread 200
29	1	5GBVL 002	R Clip - 4, Z
30	3	5GBVL 103	Lynch pin "Clips" Dia10 Z
31	2	5GBVL 414	Split pin V 6.3x50
32	2	5GBVM 201	Grease nipple - M8, thread125
33	1	5GBVM 203	Grease nipple 90° M8x125
34	2	5GBVM 410	Fluted round head nail4x9



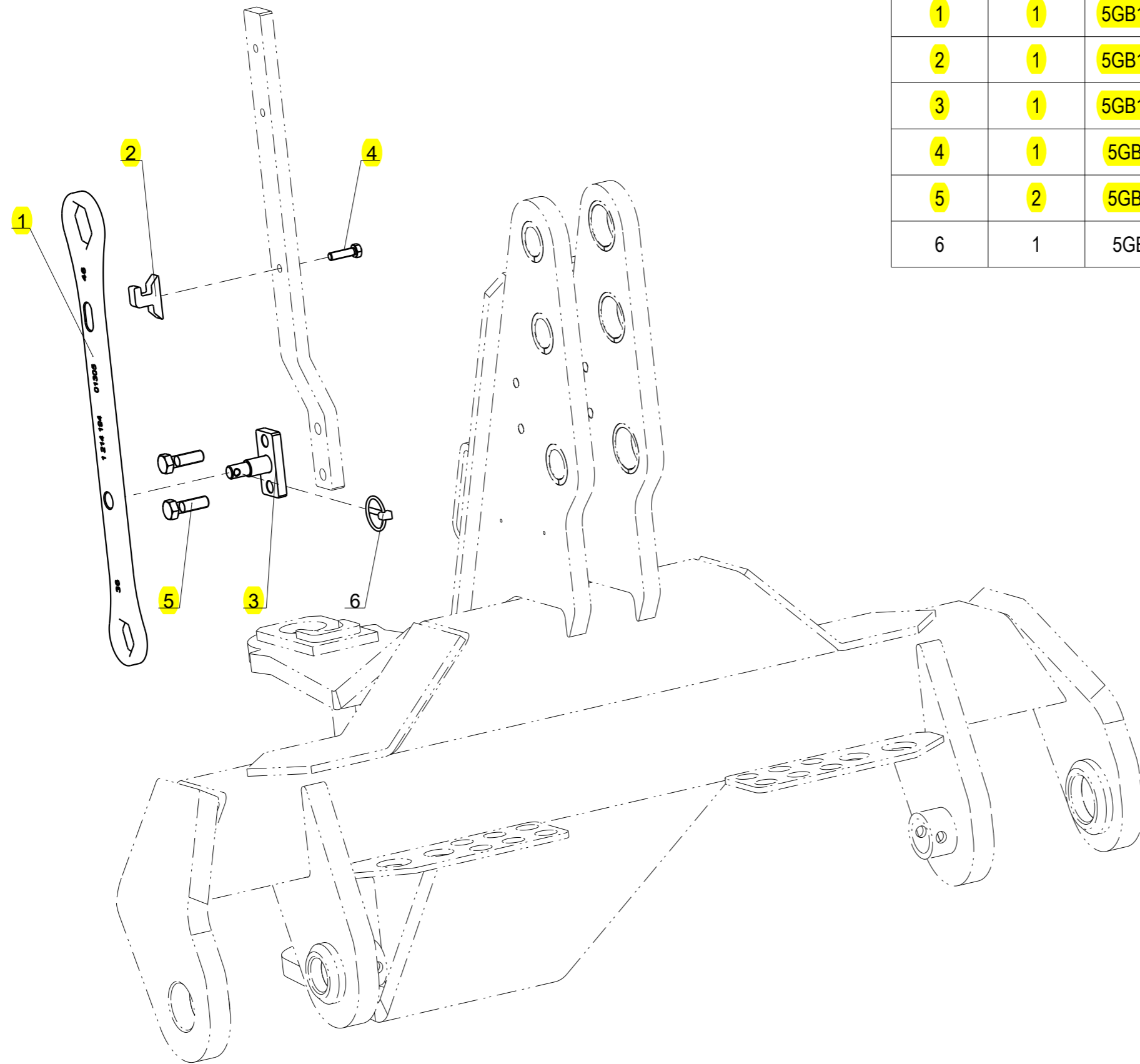
*Kit decompression retournement*  
***Decompression hydraulic kit ( Turnover)***



<i>Index</i>	<i>Quantite</i>	<i>Reference</i>	<i>Designation</i>
1	1	5GB1 122 404	Kit decompression retournement Decompression Kit (complet)
2	2	5GBVI 26 01	Vis H M6x 10 - 8.8 ZNBL Screw H M6x 10 - 8.8 ZNBL
3	2	5GBVI 27 10	Vis H M8x 50 - 8.8 ZNBL Screw H M8x 50 - 8.8 ZNBL
4	2	5GBVI 29 08	Vis H M12x 45 - 8.8 ZNBL Screw H M12x 45 - 8.8 ZNBL
5	2	5GBVK 502	Rondelle plate MU8 ZNBL Flat washer MU8 ZNBL



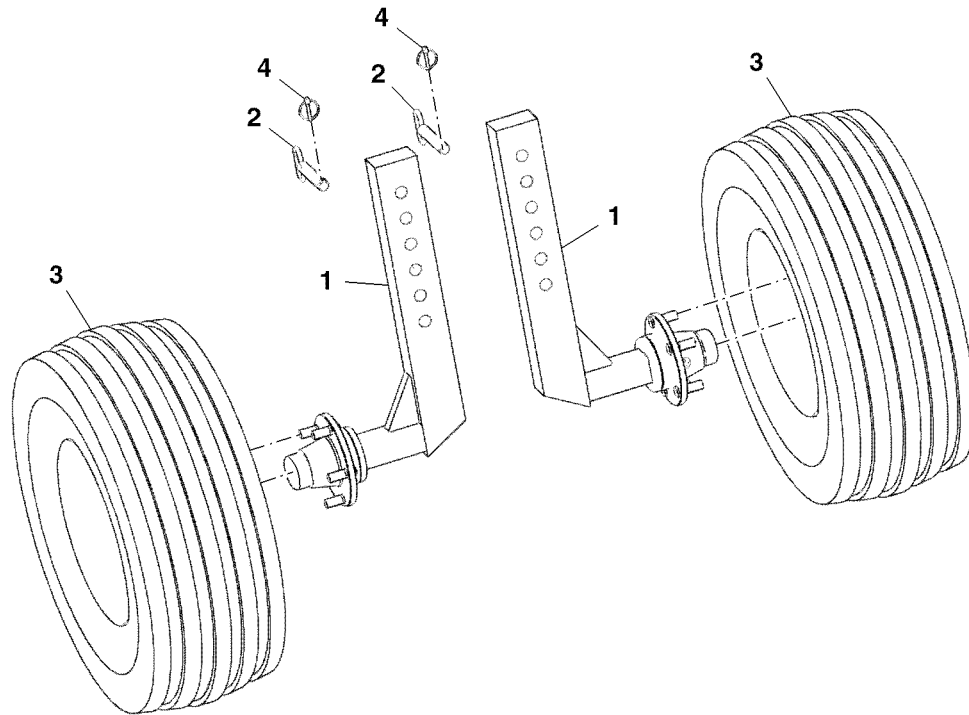
# Kit key 36/46



Index	Quantité	Référence	Designation
1	1	5GB1 214 194	Key 36/46
2	1	5GB1 214 195	Axle support key
3	1	5GB1 214 196	Key support
4	1	5GBVI 27 06	Screw H M8x 30 - 8.8 ZNBL
5	2	5GBVI 29 07	Screw H M12x 40 - 10.9 ZNBL
6	1	5GBVL 101	Lynch pin "Clips" Dia6 Z

Kit 2 Wheel 10/75-12 / Quick-Coupler, Yellow Rim  
 Комплект 2 колес 10/75-12 / быстросменная муфта, желтый обод

PY57623 A.1



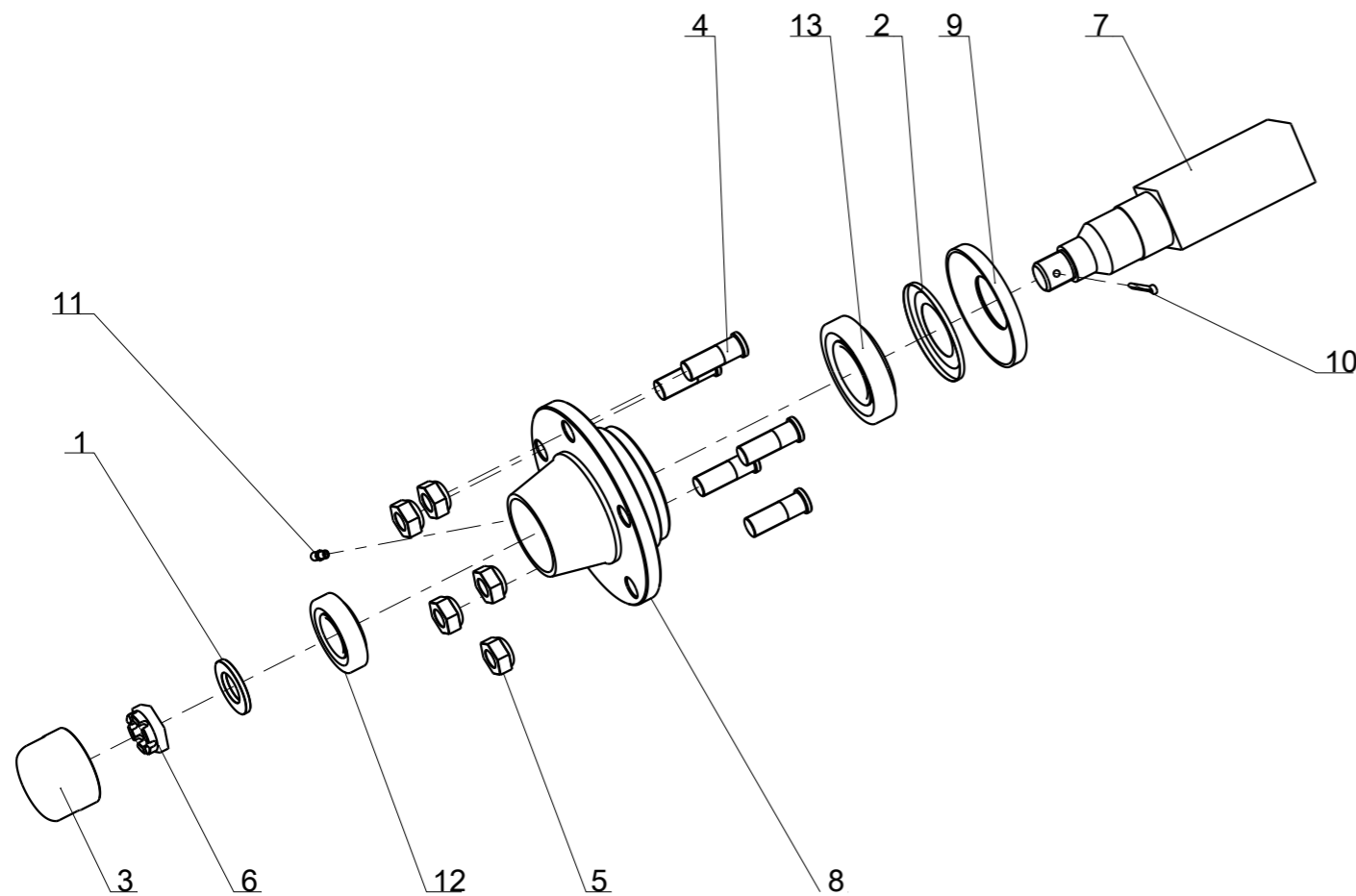
PY57623

Key	Part No.	Part Name	Qty.	Serial No.	Remarks
1	5GB122155	Wheel	2		
2	5GB122156	Pin	2		
3	5GB198727Y	Wheel	2		
4	5GBVL101	Pin	2		

P  
R  
O  
O  
F



## Complet Hub 5-Stud 50 Lg:120

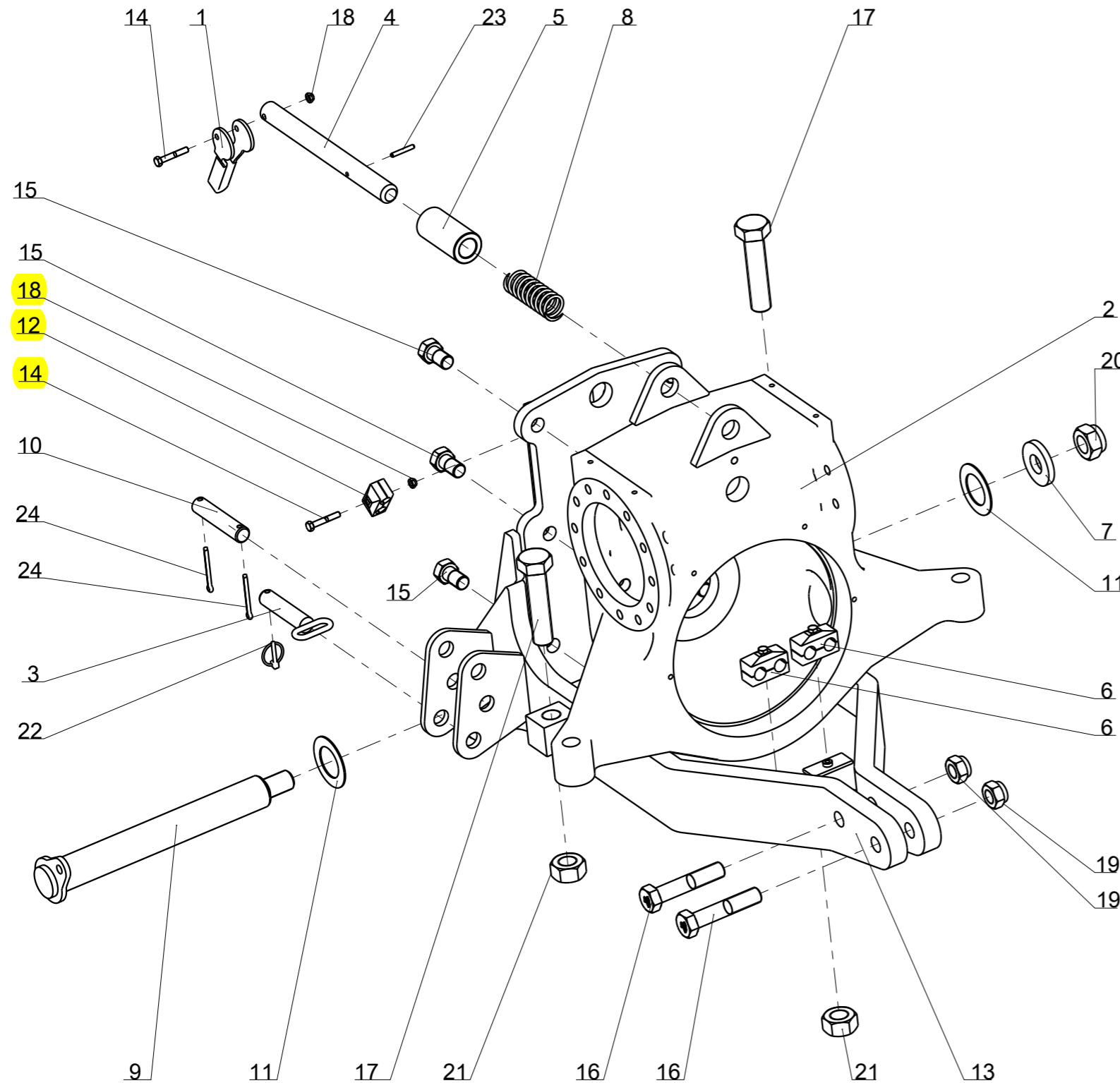


Index	Qty	Reference	Designation
1	1	5GB198 315	Protection washer - Dia 25 x 45, thick. : 4 mm
2	1	5GB198 357	Grease retainer Nylos for hub - Dia 45 x 84 mm
3	1	5GB198 369	Hub cap - M64
4	5	5GB198 372	Wheel stud M16x150 Lg:45
5	5	5GB198 375	Wheel nut - M16, lg. : 45 mm, thread 1.50
6	1	5GB198 377	Castellated nut for hub HK M24 - thread 2.00, thick. : 15 mm
7	1	5GB198 384	Wheel axle 505A C50 Lg:120
8	1	5GB198 516	Wheel hub 5-Stud steel
9	1	5GB198 524	Protection washer - Dia 45 x 100, thick. : 12 mm
10	1	5GBVL 405	Split pin V 4x40
11	1	5GBVM 211	Grease nipple - M6, thread100
12	1	5GBVN 30 206	Taper roller bearing
13	1	5GBVN 30 209	Taper roller bearing

P  
R  
O  
O  
F  
  
P  
R  
O  
O  
F



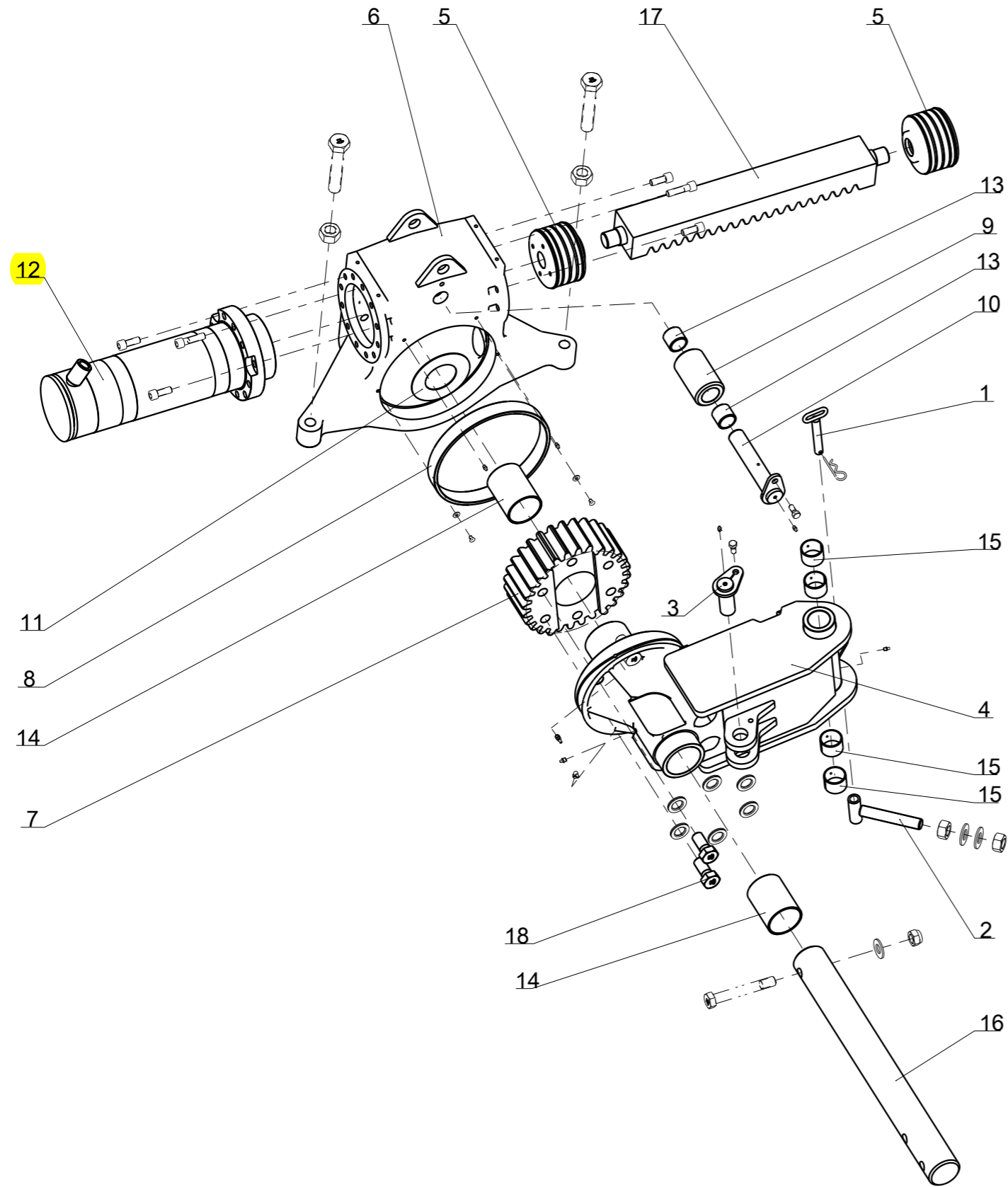
**Turnover, semi-mounted on-land**



Repere	Quantite	Reference	Designation
1	1	5GB1 123 115	Handle for transport pin
2	1	5GB1 223 152 U	headstock casting
3	2	5GB1 223 164	Parking leg pin
4	1	5GB1 223 173	Transport lock pin
5	1	5GB1 223 211	Socket (transport lock)
6	2	5GB1 235 106	Double hose fixation 2x20 cpl.
7	1	5GB122 106	Special washer - 30.5x70x10
8	1	5GB122 224	Spring N°12 bis for transport lock - Dia 40, lg. : 110 mm
9	1	5GB122 250	Horizontal crucifix pin - Dia 50, Lu:378mm,M30
10	2	5GB122 253	Parking leg pin - Dia 25, Lu:100 mm
11	2	5GB122 295	Special washer - 50.5x82x2
12	1	5GB122 358	Double hose fixation 2x16 cpl.
13	1	5GB122 375	Headstock frame
14	2	5GBVI 27 10	Screw H M8x 50 - 8.8 ZNBL
15	6	5GBVI 34 01	Screw H M22x 40 - 8.8 ZNBL , thread /25 mm
16	2	5GBVI 35 06	Screw H M24x120 - 8.8 ZNBL
17	2	5GBVI 47 03	Screw H M30x130 - 10.9 ZNBL
18	2	5GBVJ 320	Nyloc nut std H M 8 - 8 ZNBL
19	2	5GBVJ 331	Nyloc nut std H M 24 - 8 ZNBL
20	1	5GBVJ 335	Nyloc nut std H M 30 - 8 ZNBL - thread 200
21	2	5GBVJ 626	Nut HU M30 - 8 ZNBL
22	2	5GBVL 101	Lynch pin "Clips" Dia6 Z
23	1	5GBVL 214	Thick roll pin - 6x40 mm
24	4	5GBVL 415	Split pin V 6.3x60



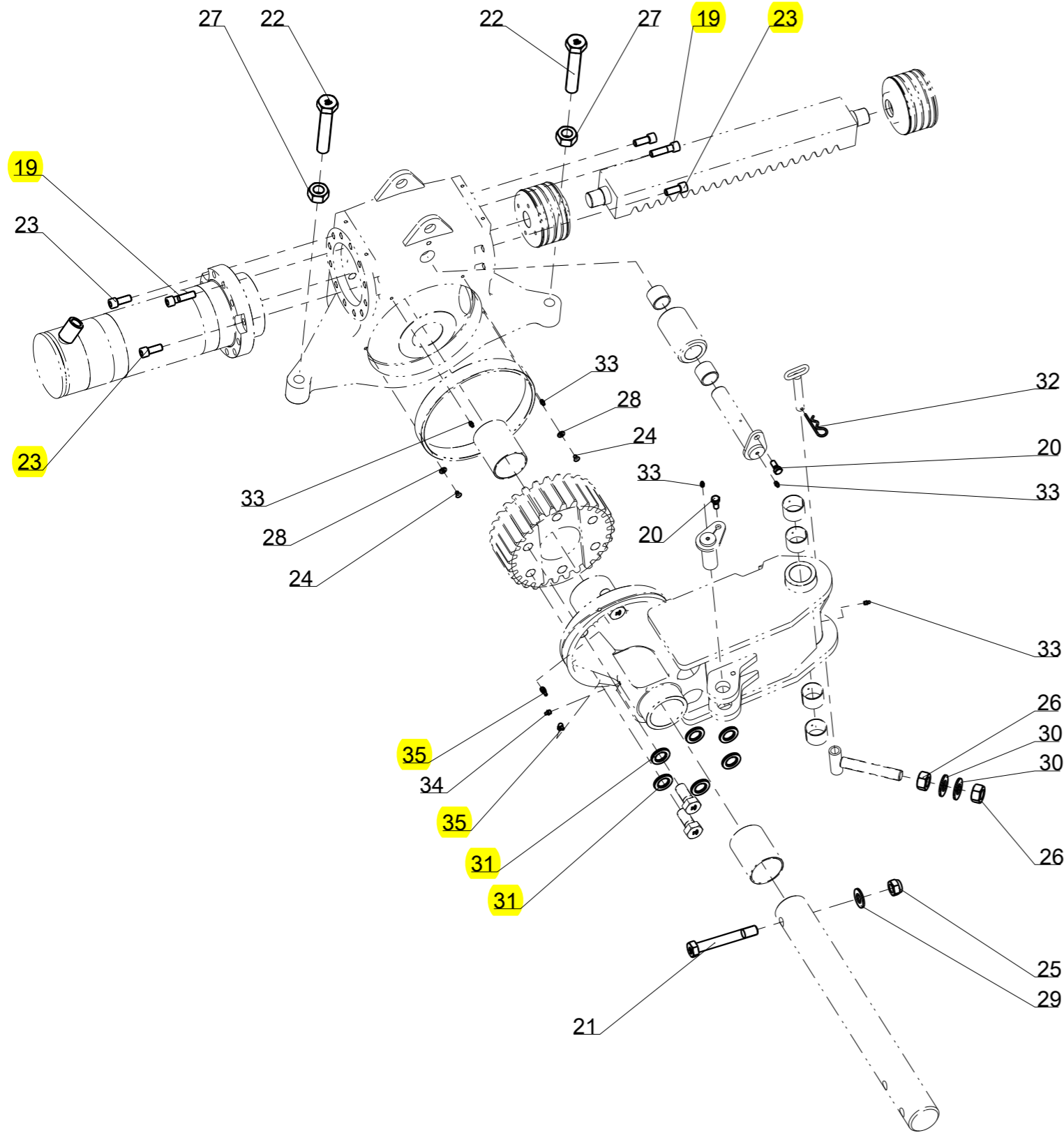
**Turnover, semi-mounted on-land**



Repere	Quantite	Reference	Designation
1	1	5GB1 221 204	Locking pin for in furrow plowing - Dia 20, lg. : 130 mm
2	1	5GB1 221 205	Locking screw for in furrow plowing - M27, lg. : 160 mm
3	1	5GB1 221 207	Cylinder inner pin - Dia 40, lg. : 105 mm
4	1	5GB1 221 227	Pignon support semi-mounted on-land
5	2	5GB1 223 117	Piston for cylinder - Dia 150, width : 107 mm
6	1	5GB1 223 152 U	headstock casting
7	1	5GB1 223 155	pinion - width : 133 mm
8	1	5GB1 223 156	Plastic bushing for pinion
9	1	5GB1 223 157	Rack guide bearing
10	1	5GB1 223 158	headstock rollers pin
11	1	5GB1 223 194	Special washer - Dia 85.5x160x2
12	2	5GB1 223 236	Ram semi-mounted Dia150
13	2	5GB1 291 306	Bush composite Dia40x48 Lg=40
14	2	5GB122 231	Plastic bush - Dia 93 x 86, lg. : 120 mm
15	4	5GB122 246	Bronze bushing - Dia50x55, lg. : 40 mm
16	1	5GB122 251	Front shaft - Dia 85, lg. : 790 mm
17	1	5GB122 256	rack - width : 100 mm
18	6	5GB122 265	Screw H M27x 60 - 10.9 Znbl, thread /45mm, thread200



**Turnover, semi-mounted on-land**

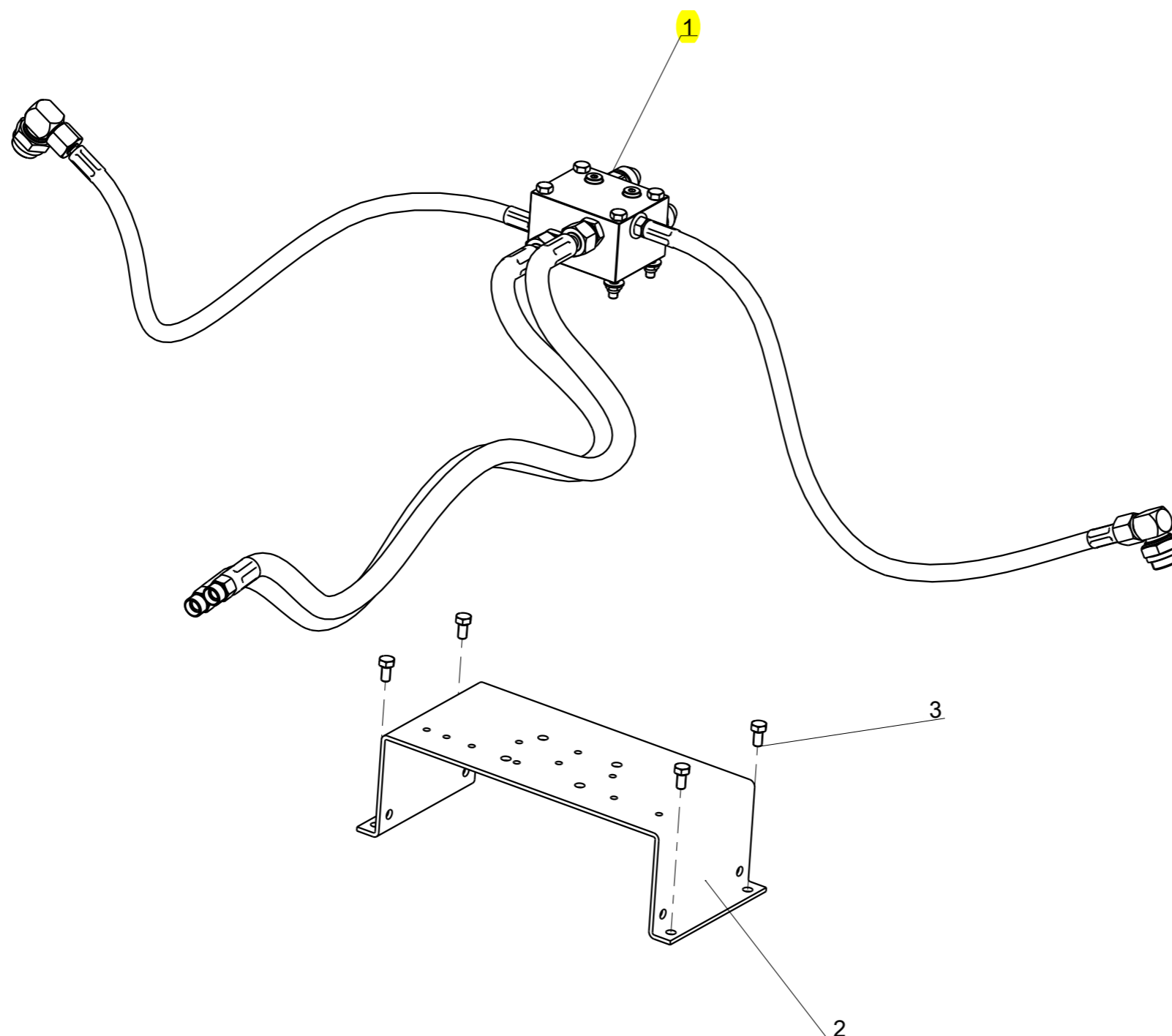


Repere	Quantite	Reference	Designation
19	20	5GB802 503 000	Screw CHc M16x 60 - 8.8 Black
20	2	5GBVI 24 33	Screw H conical M12x22 lg. : 36
21	1	5GBVI 35 15	Screw H M24x170 - 10.9 ZNBL, thread /36 mm
22	2	5GBVI 47 01	Screw H M30x160 - 10.9 ZNBL
23	4	5GBVI 48 24	Screw CHc M16x 40 - 8.8 Black
24	2	5GBVI 49 02	Screw FHC M8x 12 - 10.9 Black
25	1	5GBVJ 331	Nyloc nut std H M 24 - 8 ZNBL
26	2	5GBVJ 623	Nut HU M27 - 8 ZNBL
27	2	5GBVJ 626	Nut HU M30 - 8 ZNBL
28	2	5GBVK 502	Flat washer MU8 ZNBL
29	1	5GBVK 510	Flat washer MU24 ZNBL
30	2	5GBVK 512	Flat washer MU27 ZNBL
31	6	5GBVK 522	Washer ZNBL NL27
32	1	5GBVL 002	R Clip - 4, Z
33	5	5GBVM 201	Grease nipple - M8, thread125
34	1	5GBVM 205	Grease nipple - M10, thread150
35	2	5GBVM 207	Grease nipple 90° M10x150



### Direct turnover, semi-mounted plow

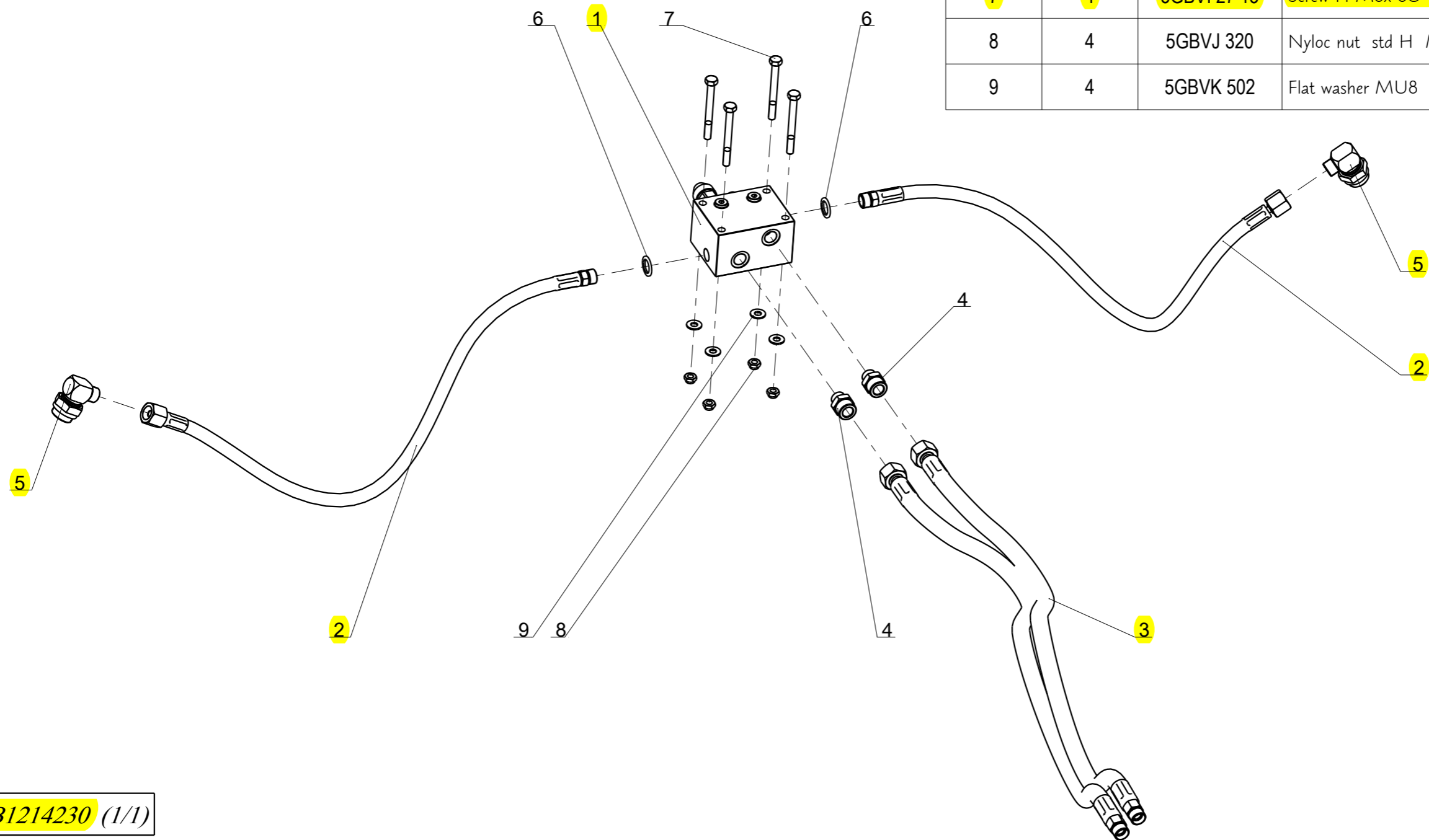
Index	Quantite	Reference	Designation
1	1	5GB1 214 230	Kit pressure limiter
2	1	5GB1 223 112	Support (hydraulic block)
3	4	5GBVI 27 03	Screw H M8x 16 - 8.8 ZNBL





# Kit pressure limiter

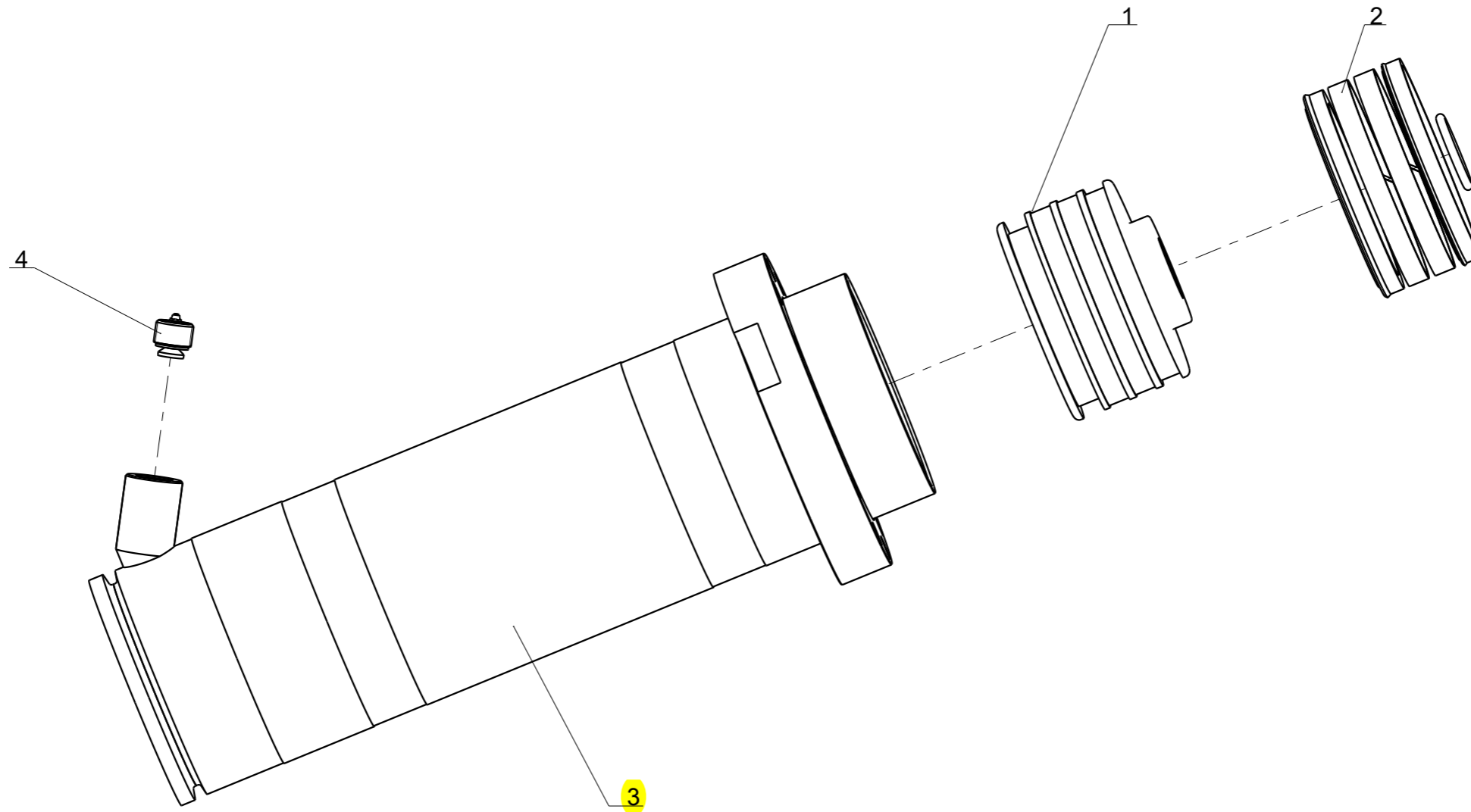
Index	Quantité	Référence	Designation
1	1	5GB1 214 231	Pressure limiter 18OB
2	2	5GB1 214 233	Hydraulic hose 5/16 Lg:800, F12-M3/8
3	2	5GB1 223 131	Hydraulic hose - Dia 1/2", lg. :3000mm, F15-MVA18
4	2	5GB1 231 523	Union M15 + M3/8 Cyl
5	2	5GB1 231 554	Swivel elbow M12 - 3 / 4G
6	2	5GB10 248	Ring BS 17
7	4	5GBVI 27 13	Screw H M8x 80 - 8.8 ZNBL
8	4	5GBVJ 320	Nyloc nut std H M 8 - 8 ZNBL
9	4	5GBVK 502	Flat washer MU8 ZNBL





## Ram + piston turnover

Repere	Quantité	Reference	Designation
1	1	5GB1 223 117	Piston for cylinder
2	1	5GB1 223 118	Seal kit for Piston for cylinder - Dia 150, width : 107 mm
3	1	5GB1 223 236	Ram semi-mounted Dia150
4	1	5GB122 364	Parachute valve Hawe 3/4"

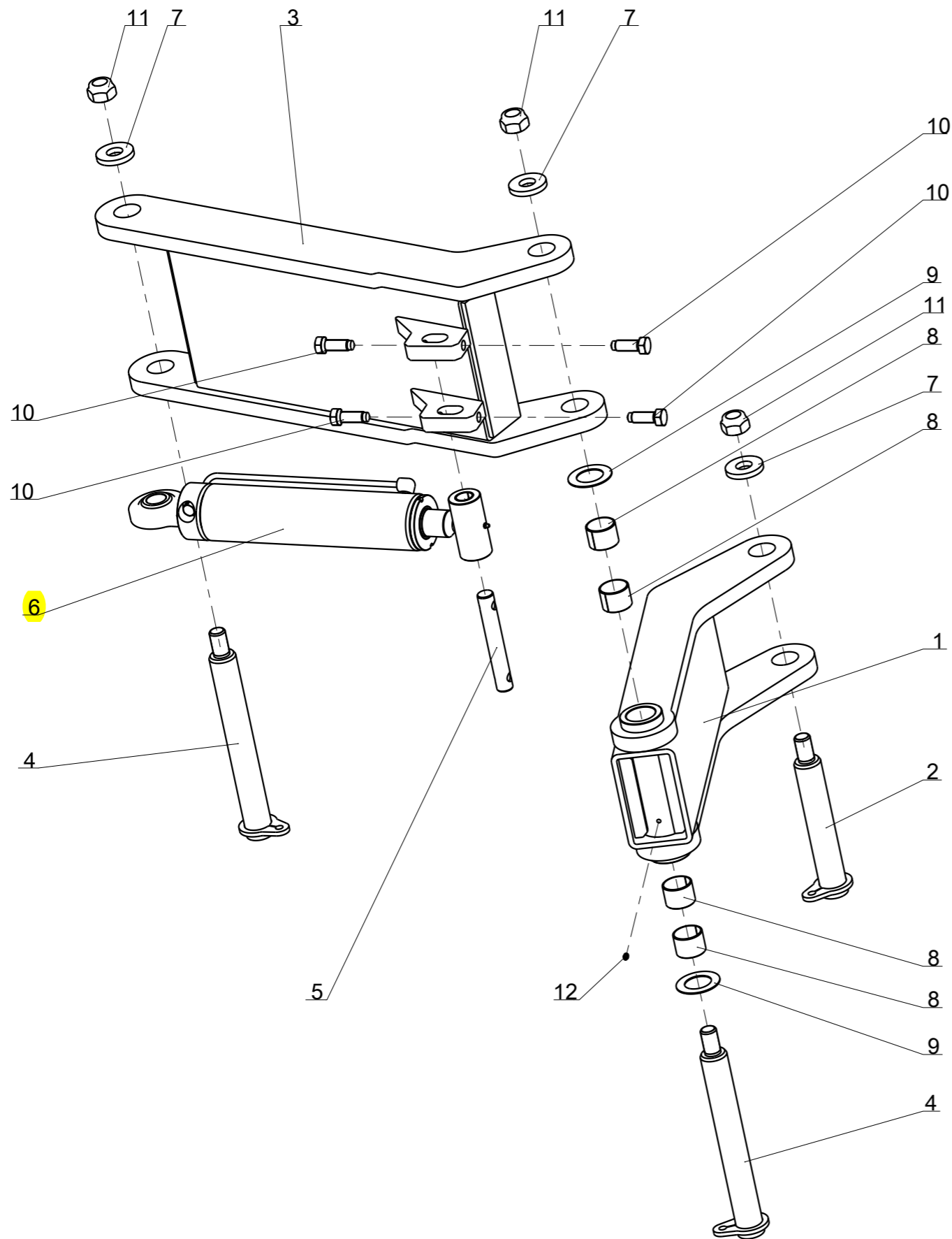




P  
R  
O  
O  
F  
P  
R  
O  
O  
F



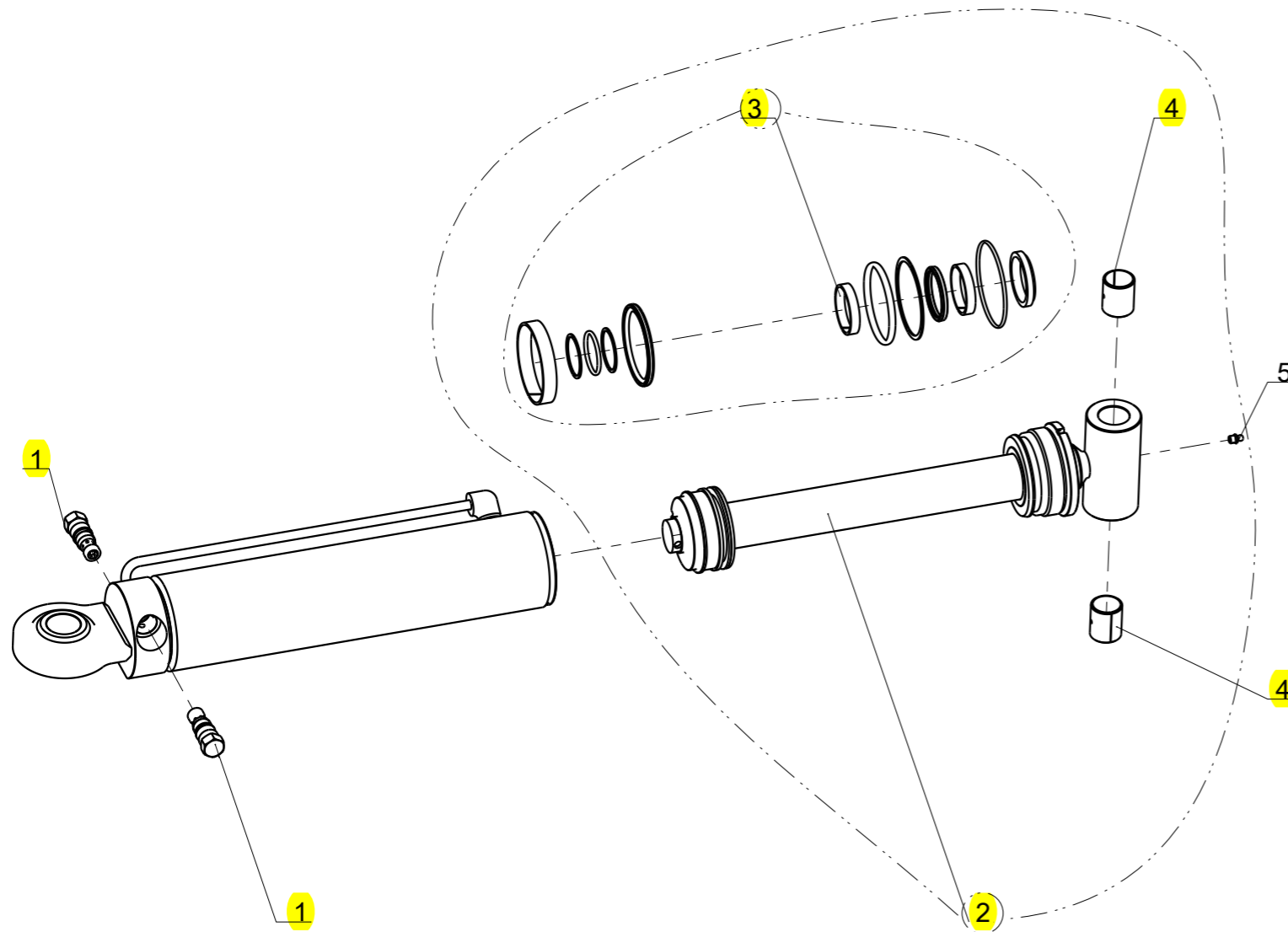
*Independant hydr. front furrow*



Repere	Quantité	Reference	Designation
1	1	5GB1 221 301	Offset yoke linked to beam
2	1	5GB1 221 302	Pin for offset yoke linked to beam
3	1	5GB1 221 303	Offset yoke link to pinion support
4	2	5GB1 221 310	Offset yoke pin linking centre and pinion support
5	1	5GB1 221 318	Cylinder outer pin - Dia 30, lg. : 200 mm
6	1	5GB1 221 331	Ram DA 90x50 Str. 340
-	1	5GB1 223 182	Hydraulic kit N°65E
7	3	5GB122 106	Special washer - 30.5x70x10
8	4	5GB122 246	Bronze bushing - Dia50x55, lg. : 40 mm
9	2	5GB122 295	Special washer - 50.5x82x2
10	4	5GB131 602	Screw H M20x 60 - 8.8 ZNBL, Teat-screw
11	3	5GBVJ 335	Nyloc nut std H M 30 - 8 ZNBL - thread 200
12	1	5GBVM 201	Grease nipple - M8, thread125

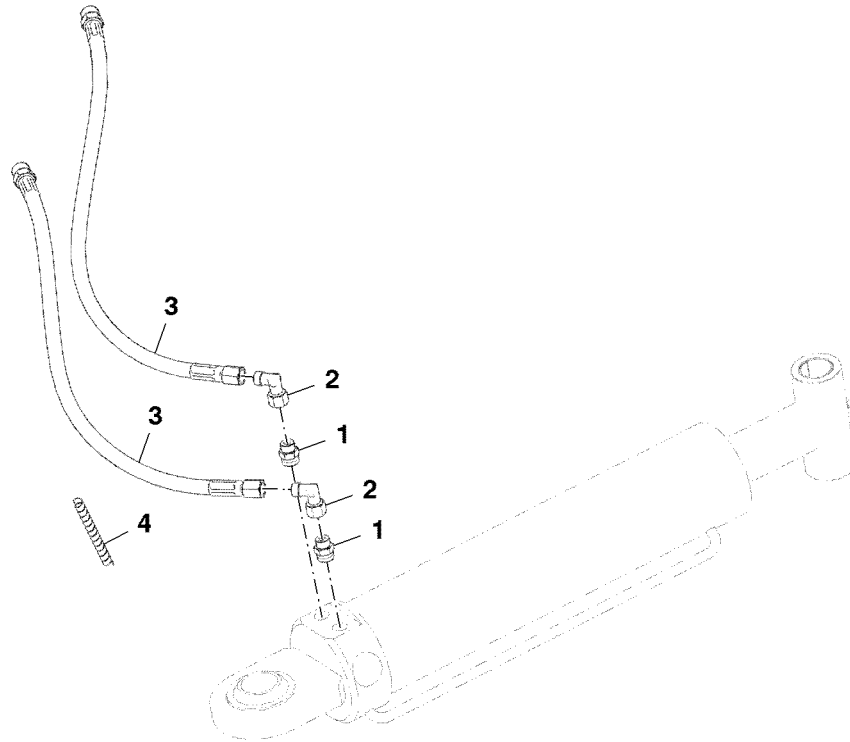
# Ram DA 90x50 Str. 340

Repere	Quantite	Reference	Designation
1	2	5GB1 122 467	Check valve kit
2	1	5GB1 221 332	Rod kit / Ram 1 221 331
3	1	5GB1 221 333	Seal kit ram DA 90x50
4	2	5GB1 221 334	Bronze bushing - Dia30x34, lg. : 40 mm
5	1	5GBVM 201	Grease nipple - M8, thread125



Hydraulic Kit N°65E  
Гидравлический комплект №65E

PY57632 A.1

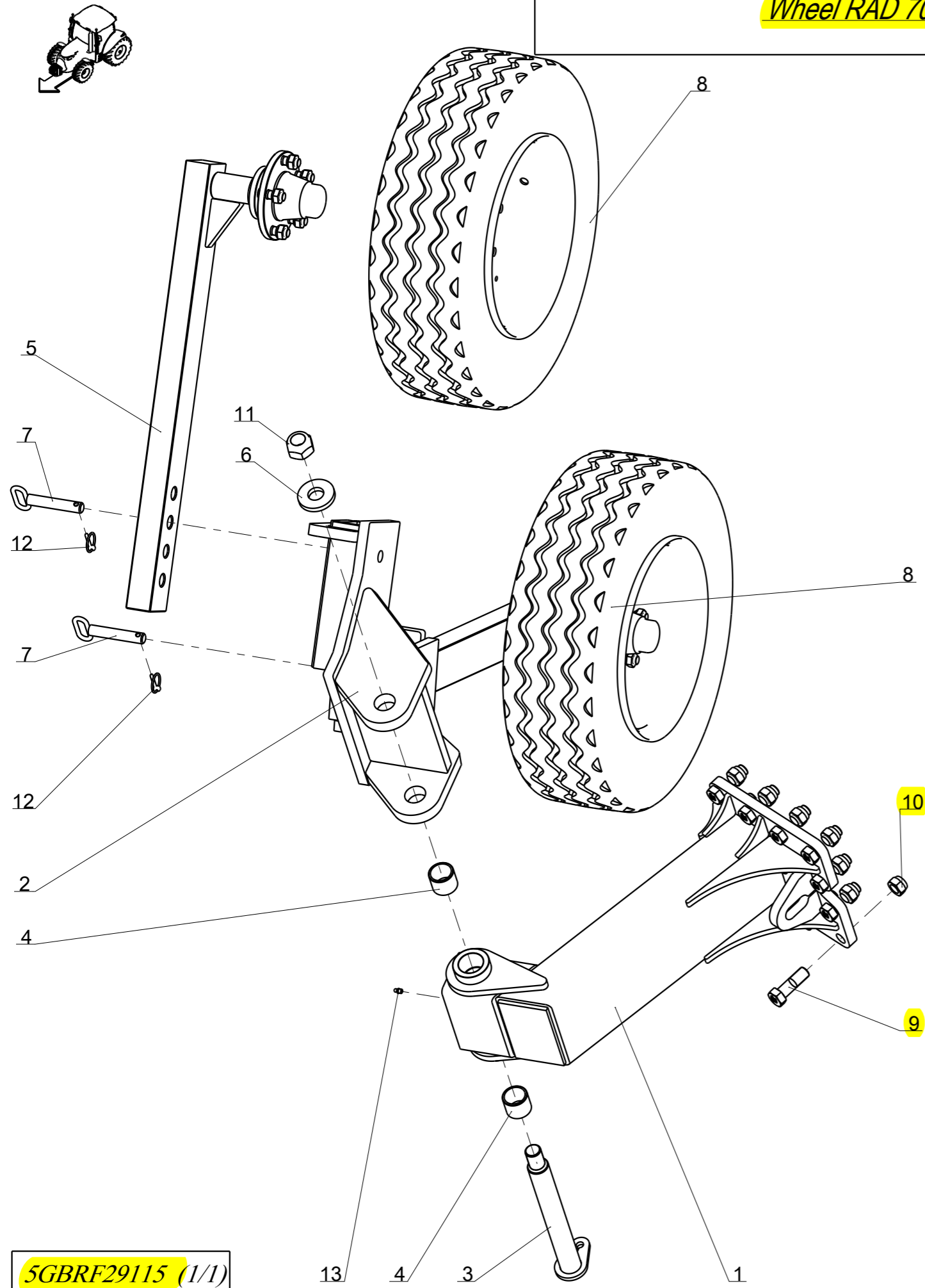


PY57632

Key	Part No.	Part Name	Qty.	Serial No.	Remarks
1	5GB1116144	Union Fitting	2		
2	5GB1116525	Fitting	2		
3	5GB1223306	Hose	2		
4	5GB1116581	Spring	1		Hose Protector, OD 15 mm
	5GB1116582	Spring	1		Hose Protector, OD 20 mm
	5GB1116580	Spring	1		Hose Protector, OD 13 mm
	5GB1116546	Spring	1		Hose Protector, OD 25–40 mm

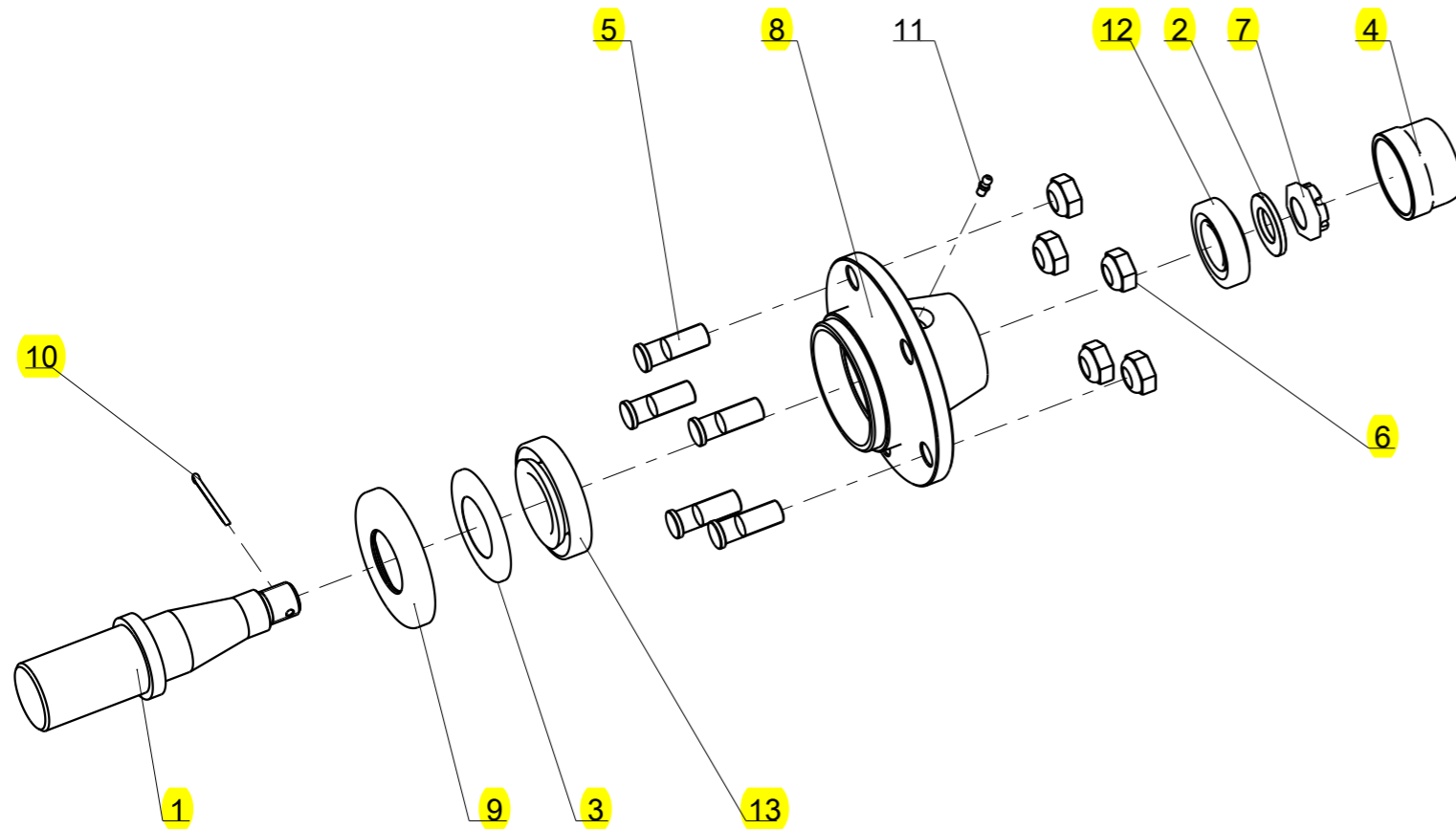
PROOF

Wheel RAD 700x12, Ht:180, yellow rim



Index	Quantité	Reference	Designation
1	1	5GB1 291 301	Wheel mounting bracket RAD
2	1	5GB1 291 302	Swivel wheel bracket RAD
3	1	5GB1 291 303	Pivot pin RAD - Dia 40, lg. : 360 mm
4	2	5GB1 291 306	Bush composite Dia40x48 Lg=40
5	2	5GB1 291 308	Wheel arm RAD, Ht : 180
6	1	5GB122 106	Special washer - 30.5x70x10
7	2	5GB122 156	Working depth adjusting Pin
8	2	5GB198 709 Y	Complete wheel - 700 x 12, 5 studs
9	12	5GBVI 34 18	Screw H M22x 70 - 10.9 ZNBL, thread /34mm, thread150
10	12	5GBVJ 330	Nyloc nut std H M 22 - 8 ZNBL - thread 150
11	1	5GBVJ 335	Nyloc nut std H M 30 - 8 ZNBL - thread 200
12	2	5GBVL 101	Lynch pin "Clips" Dia6 Z
13	1	5GBVM 201	Grease nipple - M8, thread125

## Complet hub 5-Stud 50 Lg:90



Repere	Quantité	Reference	Designation
1	1	5GB1 291 311	Wheel axle 505A R50 Lg:90
2	1	5GB198 315	Protection washer - Dia 25 x 45, thick. : 4 mm
3	1	5GB198 357	Grease retainer Nylos for hub - Dia 45 x 84 mm
4	1	5GB198 369	Hub cap - M64
5	5	5GB198 372	Wheel stud M16x150 Lg:45
6	5	5GB198 375	Wheel nut - M16, lg. : 45 mm, thread 1.50
7	1	5GB198 377	Castellated nut for hub HK M24 - thread 2.00, thick. : 15 mm
8	1	5GB198 516	Wheel hub 5-Stud steel
9	1	5GB198 524	Protection washer - Dia 45 x 100, thick. : 12 mm
10	1	5GBVL 405	Split pin V 4x40
11	1	5GBVM 211	Grease nipple - M6, thread100
12	1	5GBVN 30 206	Taper roller bearing
13	1	5GBVN 30 209	Taper roller bearing

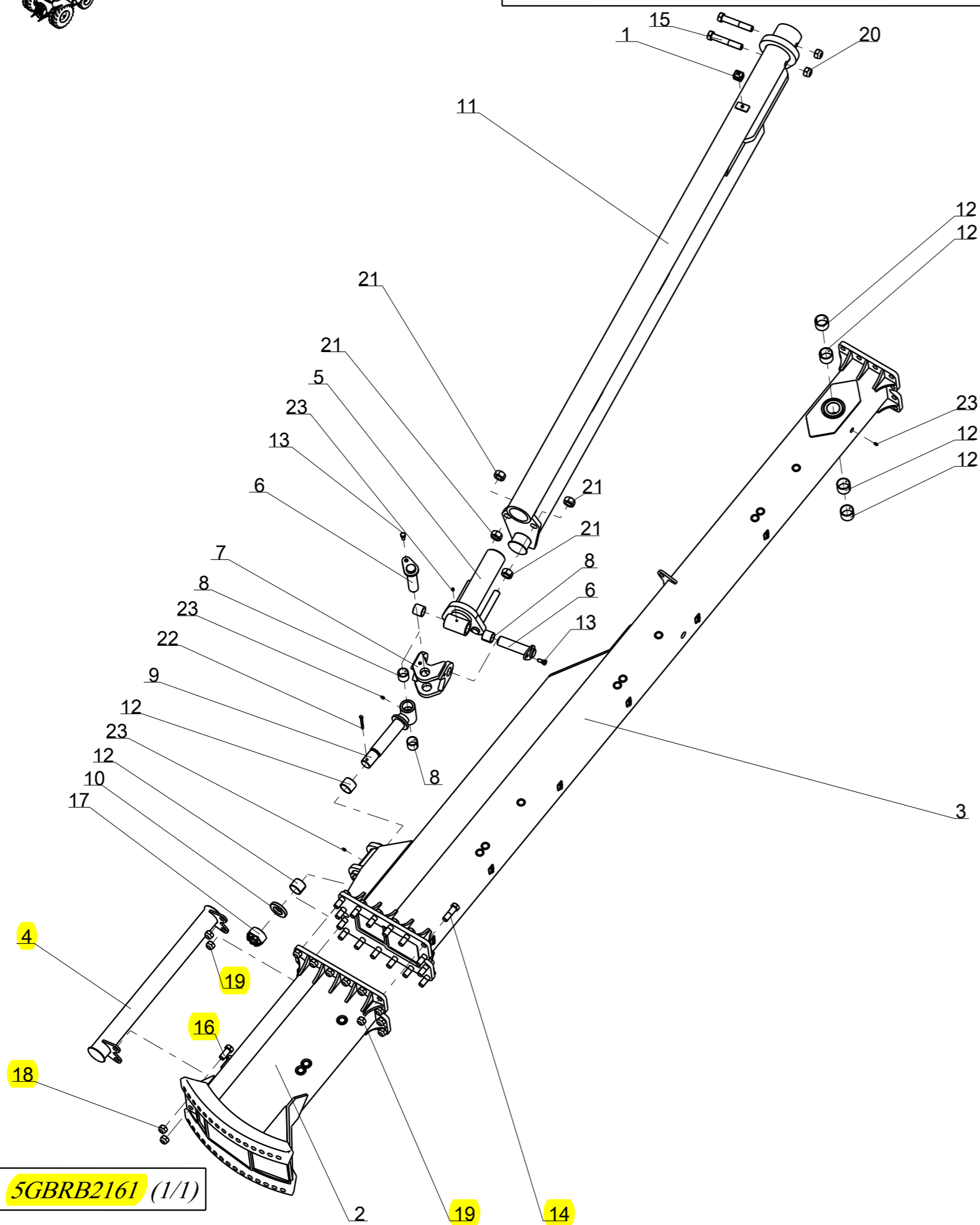
5GB1 291 305

15-Nov-13

Revision : A  
M a J :



### Front beam 4-furrows (1000), bolt safety

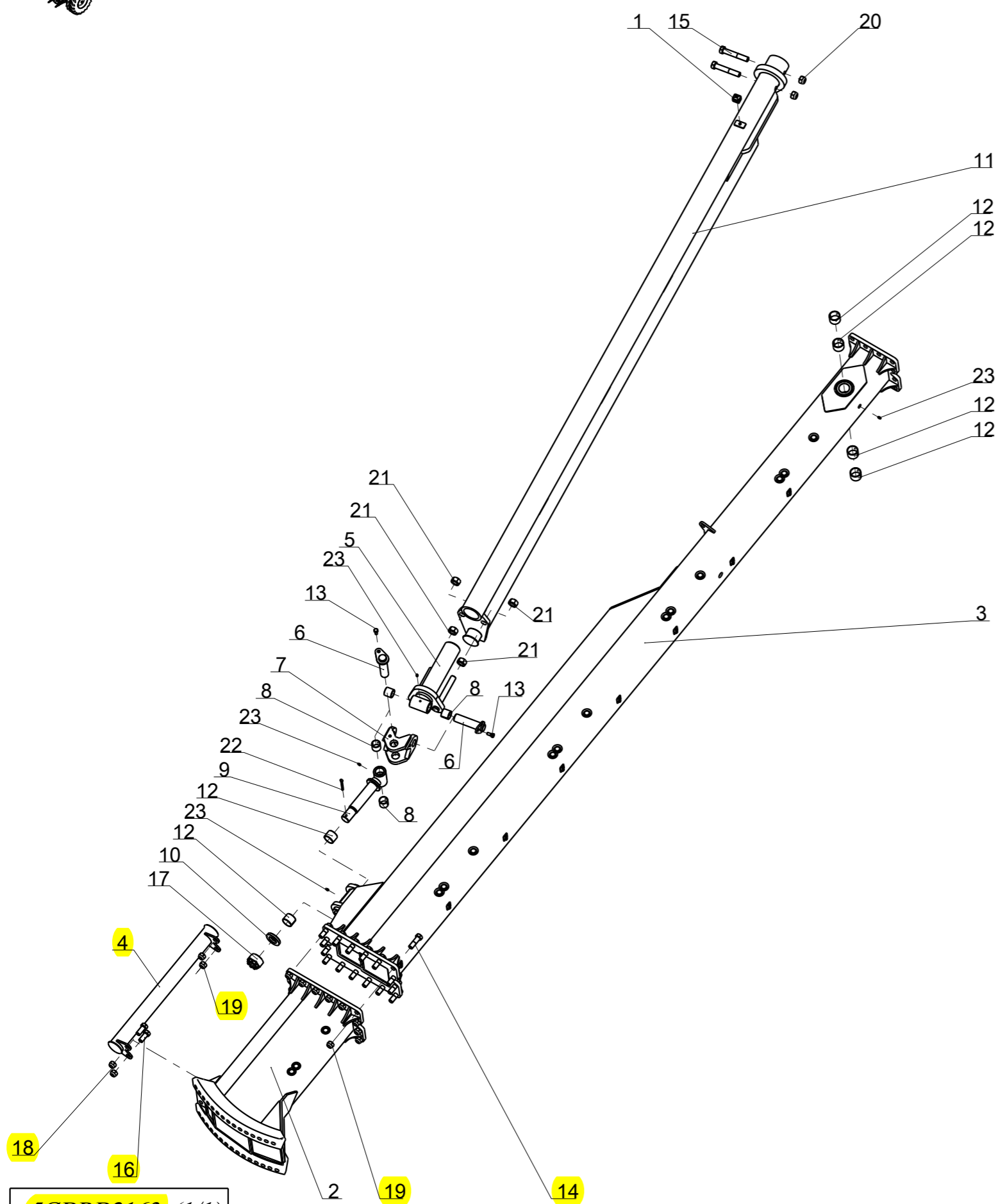


Repere	Quantite	Reference	Designation
1	1	5GB1 116 233	Double hose fixation 2x12 cpl.
2	1	5GB1 215 126	Front adjustable extension - 5 angles M22
3	1	5GB1 215 127	Front beam - 3 furrows 1000
4	1	5GB1 215 148	Hoses protection tube lg. : 850 mm
5	1	5GB1 231 101	Adjustable Rear shaft
6	2	5GB1 231 102	Rear cardan axle - Dia 40, lg. : 165 mm
7	1	5GB1 231 104	Rear cardan
8	4	5GB1 231 143	Bronze bushing - Dia40x44, lg. : 40 mm
9	1	5GB1 231 150	Cardan pivot axle - Dia 50 Lg:260mm M45x3.00
10	1	5GB1 231 151	Cardan washer - Dia 45.5x80x12
11	1	5GB1 231 409	Front stabilization tube - 3 furrows 1000 lg. : 2640 mm
12	6	5GB122 246	Bronze bushing - Dia50x55, lg. : 40 mm
13	2	5GBVI 24 33	Screw H conical M12x22 lg. : 36
14	16	5GBVI 34 18	Screw H M22x 70 - 10.9 ZNBL, thread /34mm, thread150
15	2	5GBVI 35 08	Screw H M24x140 - 8.8 ZNBL
16	2	5GBVI 46 05	Screw H M22x 50 - 8.8 ZNBL
17	1	5GBVJ 212	Nut HK M 45x 300 - 8 - ZNBL
18	2	5GBVJ 329	Nyloc nut std H M 22- 8 ZNBL
19	16	5GBVJ 330	Nyloc nut std H M 22 - 8 ZNBL - thread 150
20	2	5GBVJ 331	Nyloc nut std H M 24 - 8 ZNBL
21	4	5GBVJ 623	Nut HU M27 - 8 ZNBL
22	1	5GBVL 419	Split pin V 8x80
23	4	5GBVM 201	Grease nipple - M8, thread125

5GBRB2161 (1/1)



**Front beam 5-furrows (1000), Bolt safety**



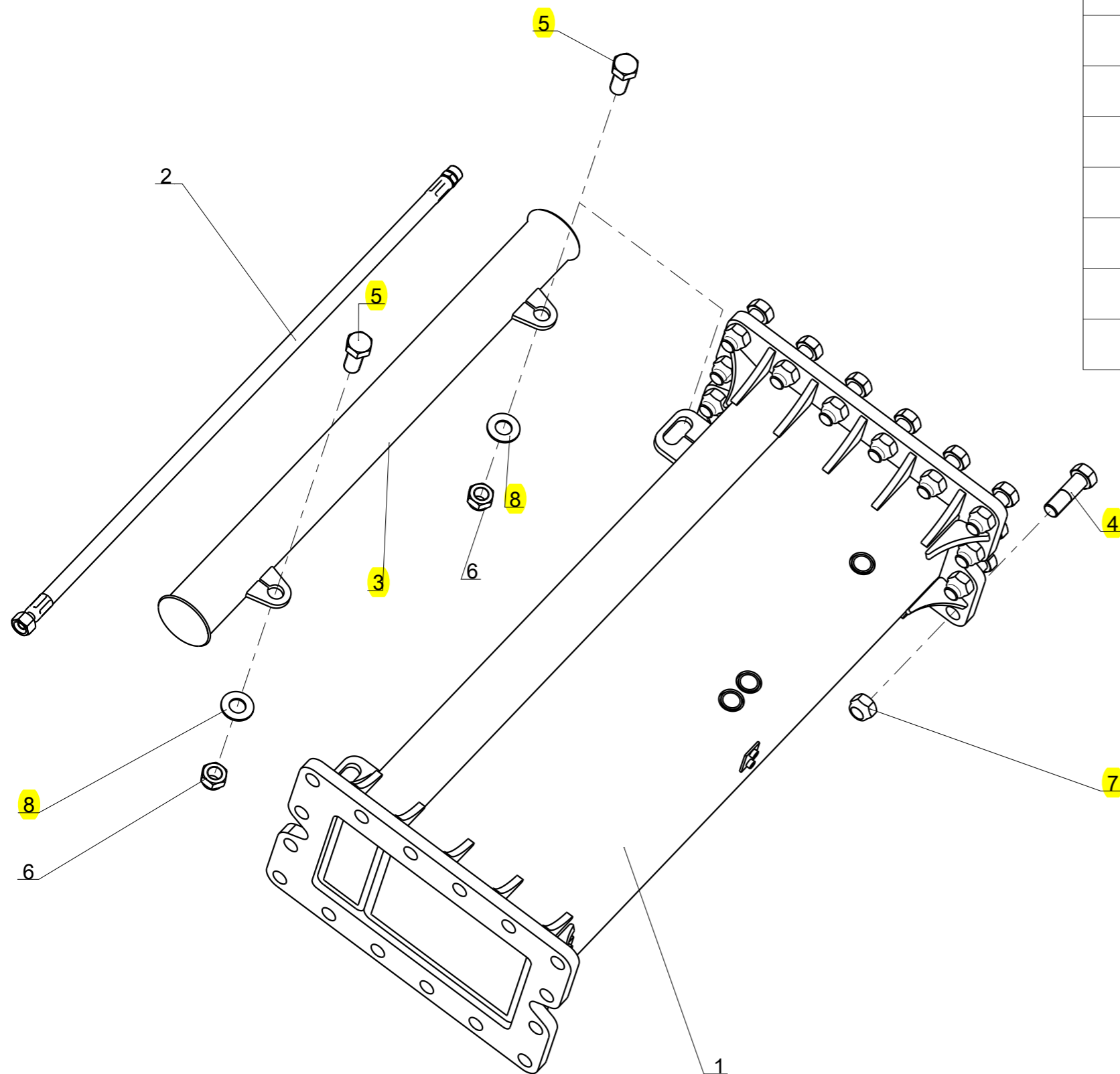
**5GBRB2163 (1/1)**

Repere	Quantite	Reference	Designation
1	1	5GB1 116 233	Double hose fixation 2x12 cpl.
2	1	5GB1 215 126	Front adjustable extension - 5 angles M22
3	1	5GB1 215 129	Front beam 4/1000
4	1	5GB1 215 148	Hoses protection tube lg. : 850 mm
5	1	5GB1 231 101	Adjustable Rear shaft
6	2	5GB1 231 102	Rear cardan axle - Dia 40, lg. : 165 mm
7	1	5GB1 231 104	Rear cardan
8	4	5GB1 231 143	Bronze bushing - Dia40x44, lg. : 40 mm
9	1	5GB1 231 150	Cardan pivot axle - Dia 50 Lg:260mm M45x3.00
10	1	5GB1 231 151	Cardan washer - Dia 45.5x80x12
11	1	5GB1 231 411	Front stabilization tube - 4 furrows 1000 lg. : 3640 mm
12	6	5GB122 246	Bronze bushing - Dia50x55, lg. : 40 mm
13	2	5GBVI 24 33	Screw H conical M12x22 lg. : 36
14	16	5GBVI 34 18	Screw H M22x 70 - 10.9 ZNBL, thread /34mm, thread150
15	2	5GBVI 35 08	Screw H M24x140 - 8.8 ZNBL
16	2	5GBVI 46 05	Screw H M22x 50 - 8.8 ZNBL
17	1	5GBVJ 212	Nut HK M 45x 300 - 8 - ZNBL
18	2	5GBVJ 329	Nyloc nut std H M 22- 8 ZNBL
19	16	5GBVJ 330	Nyloc nut std H M 22 - 8 ZNBL - thread 150
20	2	5GBVJ 331	Nyloc nut std H M 24 - 8 ZNBL
21	4	5GBVJ 623	Nut HU M27 - 8 ZNBL
22	1	5GBVL 419	Split pin V 8x80
23	4	5GBVM 201	Grease nipple - M8, thread125





**Front extension 1/100**



Repere	Quantite	Reference	Designation
1	1	5GB1 215 119	Front extension 1/100
2	1	5GB1 215 143	Hyd. hose 1/2", Lg.:1000, F15-M15
3	1	5GB1 215 675	Hoses protection tube lg. : 850 mm
4	16	5GBVI 34 18	Screw H M22x 70 - 10.9 ZNBL, thread /34mm, thread150
5	2	5GBVI 46 05	Screw H M22x 50 - 8.8 ZNBL
6	2	5GBVJ 329	Nyloc nut std H M 22- 8 ZNBL
7	16	5GBVJ 330	Nyloc nut std H M 22 - 8 ZNBL - thread 150
8	2	5GBVK 509	Flat washer MU22 ZNBL

**5GBRB2645 (1/1)**

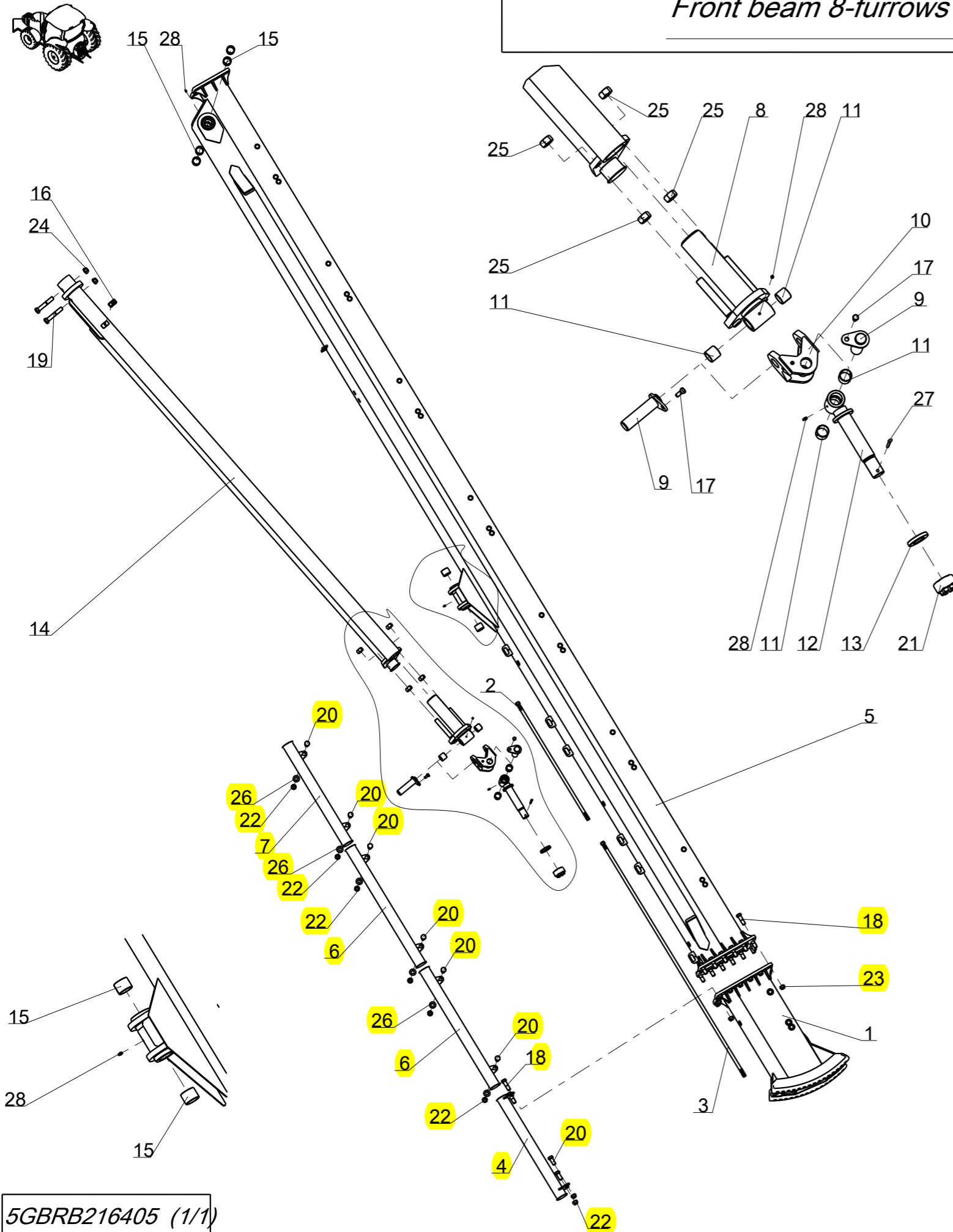
*if need for hydraulic hose protection, order the desired length*

Picture	Qty / Количество	Reference / N° по каталогу	Designation / Наименование
	meter	5GB1116581	Plastic flat spring Dia 15mm Рессора плоская пластмассовая Dia15mm
	meter	5GB1116582	Plastic flat spring Dia 20mm Рессора плоская пластмассовая Dia20mm
	meter	5GB1116580	Plastic flat spring Dia 13mm Рессора плоская пластмассовая Dia13mm
	meter	5GB1116546	Plastic flat spring Dia25-40mm Рессора плоская пластмассовая Dia25-40mm

26-May-08  
Revision : B  
MaJ : 25-Mar-16

P  
R  
O  
O  
F  
  
P  
R  
O  
O  
F

## Front beam 8-furrows (1000), bolt safety

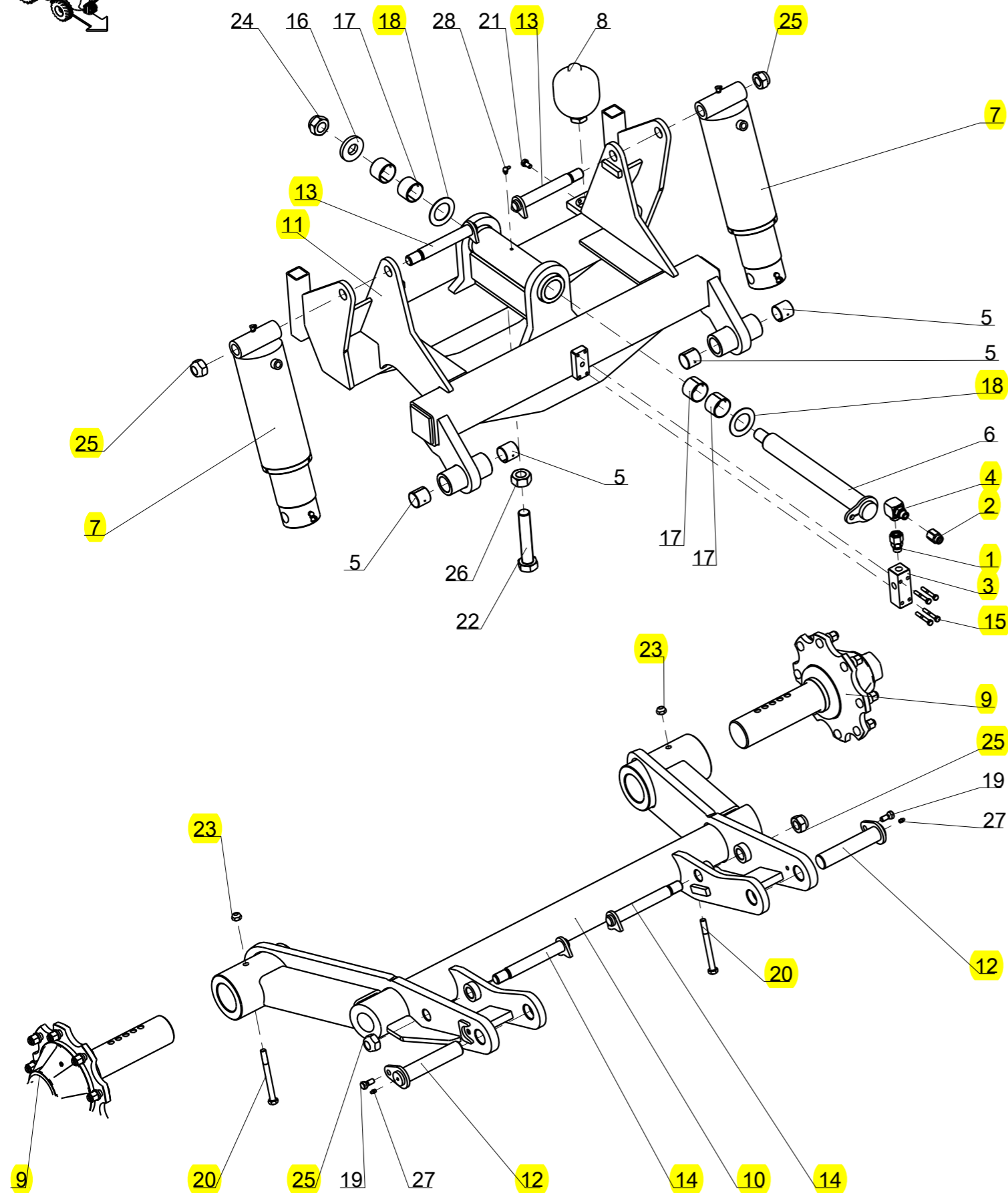



Repere	Quantite	Reference	Designation
1	1	5GB1 215 126	Front adjustable extension - 5 angles M22
2	1	5GB1 215 143	Hyd. hose 1/2", Lg.:1000, F15-M15
3	1	5GB1 215 144	Hyd. hose 1/2", Lg.:2000, F15-M15
4	1	5GB1 215 148	Hoses protection tube lg. : 850 mm
5	1	5GB1 215 192	Front beam 7/1000 Monoblock
6	2	5GB1 215 672	Hoses protection tube lg. : 1000
7	1	5GB1 215 675	Hoses protection tube lg. : 850 mm
8	1	5GB1 231 101	Adjustable Rear shaft
9	2	5GB1 231 102	Rear cardan axle - Dia 40, lg. : 165 mm
10	1	5GB1 231 104	Rear cardan
11	4	5GB1 231 143	Bronze bushing - Dia40x44, lg. : 40 mm
12	1	5GB1 231 150	Cardan pivot axle - Dia 50 Lg:260mm M45x3.00
13	1	5GB1 231 151	Cardan washer - Dia 45.5x80x12
14	1	5GB1 231 411	Front stabilization tube - 4 furrows 1000 lg. : 3640 mm
15	6	5GB122 246	Bronze bushing - Dia50x55, lg. : 40 mm
16	1	5GB122 358	Double hose fixation 2x16 cpl.
17	2	5GBVI 24 33	Screw H conical M12x22 lg. : 36
18	16	5GBVI 34 18	Screw H M22x 70 - 10.9 ZNBL, thread /34mm, thread150
19	2	5GBVI 35 08	Screw H M24x140 - 8.8 ZNBL
20	8	5GBVI 46 05	Screw H M22x 50 - 8.8 ZNBL
21	1	5GBVJ 212	Nut HK M 45x 300 - 8 - ZNBL
22	8	5GBVJ 329	Nyloc nut std H M 22- 8 ZNBL
23	16	5GBVJ 330	Nyloc nut std H M 22 - 8 ZNBL - thread 150
24	2	5GBVJ 331	Nyloc nut std H M 24 - 8 ZNBL
25	4	5GBVJ 623	Nut HU M27 - 8 ZNBL
26	6	5GBVK 509	Flat washer MU22 ZNBL
27	1	5GBVL 419	Split pin V 8x80
28	4	5GBVM 201	Grease nipple - M8, thread125

5GBRB216405 (1/1)

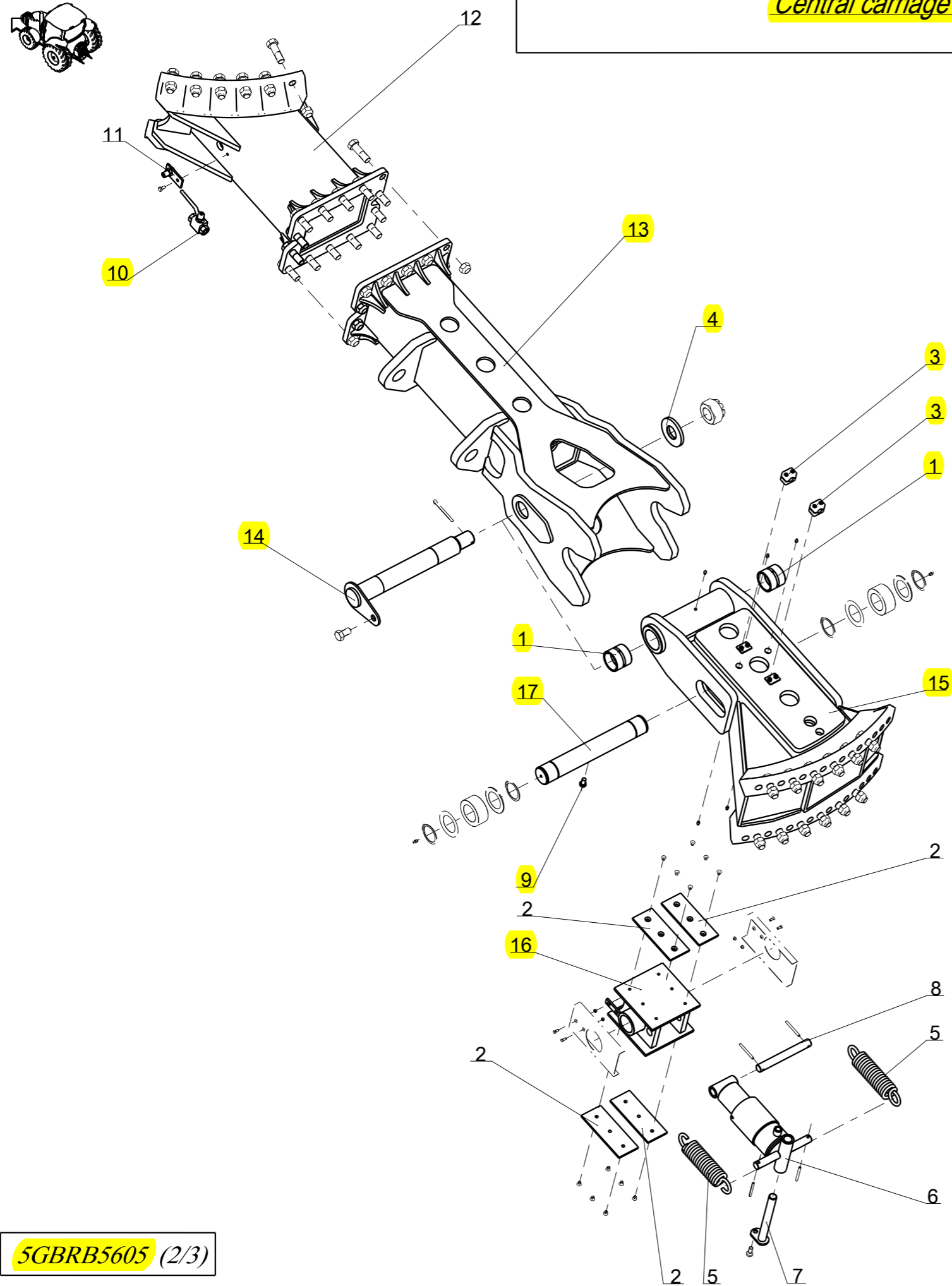
09-Apr-08  
Revision : B  
MaJ : 13-Apr-16

## Central carriage Ht:180, Ram 105



Repere	Quantite	Reference	Designation
1	1	5GB1 116 586	Reduction fittings S16-G1/2
2	1	5GB1 116 587	Right screwed connection L15-G1/2
3	1	5GB1 214 188	Derivation block support
4	1	5GB1 214 189	Rotating coupling 1/2, 90°
5	4	5GB1 231 143	Bronze bushing - Dia40x44, lg. : 40 mm
6	1	5GB1 231 302	Turnover axle - Dia 50, lg. : 480 mm
7	2	5GB1 231 326	Ram SA 105 Str.212
8	1	5GB1 233 105	Accumulator 0.75 l. set 90 bars
9	2	5GB1 233 247	Complet Hub 8-stud (808X)
10	1	5GB1 233 288	Central carriage
11	1	5GB1 235 170	Central hitch point
12	2	5GB1 235 172	Lower hub pivot
13	2	5GB1 235 237	Axle Dia30
14	2	5GB1 235 238	Axle Dia30
15	4	5GB16 449	Screw H M8x 55 - 8.8 ZNBL
16	1	5GB122 106	Special washer - 30.5x70x10
17	4	5GB122 246	Bronze bushing - Dia50x55, lg. : 40 mm
18	2	5GB122 295	Special washer - 50.5x82x2
19	2	5GBVI 24 33	Screw H conical M12x22 lg. : 36
20	2	5GBVI 30 24	Screw H M14x150 - 8.8 ZNBL
21	1	5GBVI 40 11	Screw H M10x 20 - 8.8 ZNBL
22	1	5GBVI 47 01	Screw H M30x160 - 10.9 ZNBL
23	2	5GBVJ 323	Nyloc nut std H M 14 - 8 ZNBL
24	1	5GBVJ 335	Nyloc nut std H M 30 - 8 ZNBL - thread 200
25	4	5GBVJ 342	Nyloc nut std H M 27 - 8 ZNBL
26	1	5GBVJ 626	Nut HU M30 - 8 ZNBL
27	2	5GBVM 201	Grease nipple - M8, thread125
28	1	5GBVM 203	Grease nipple 90° M8x125

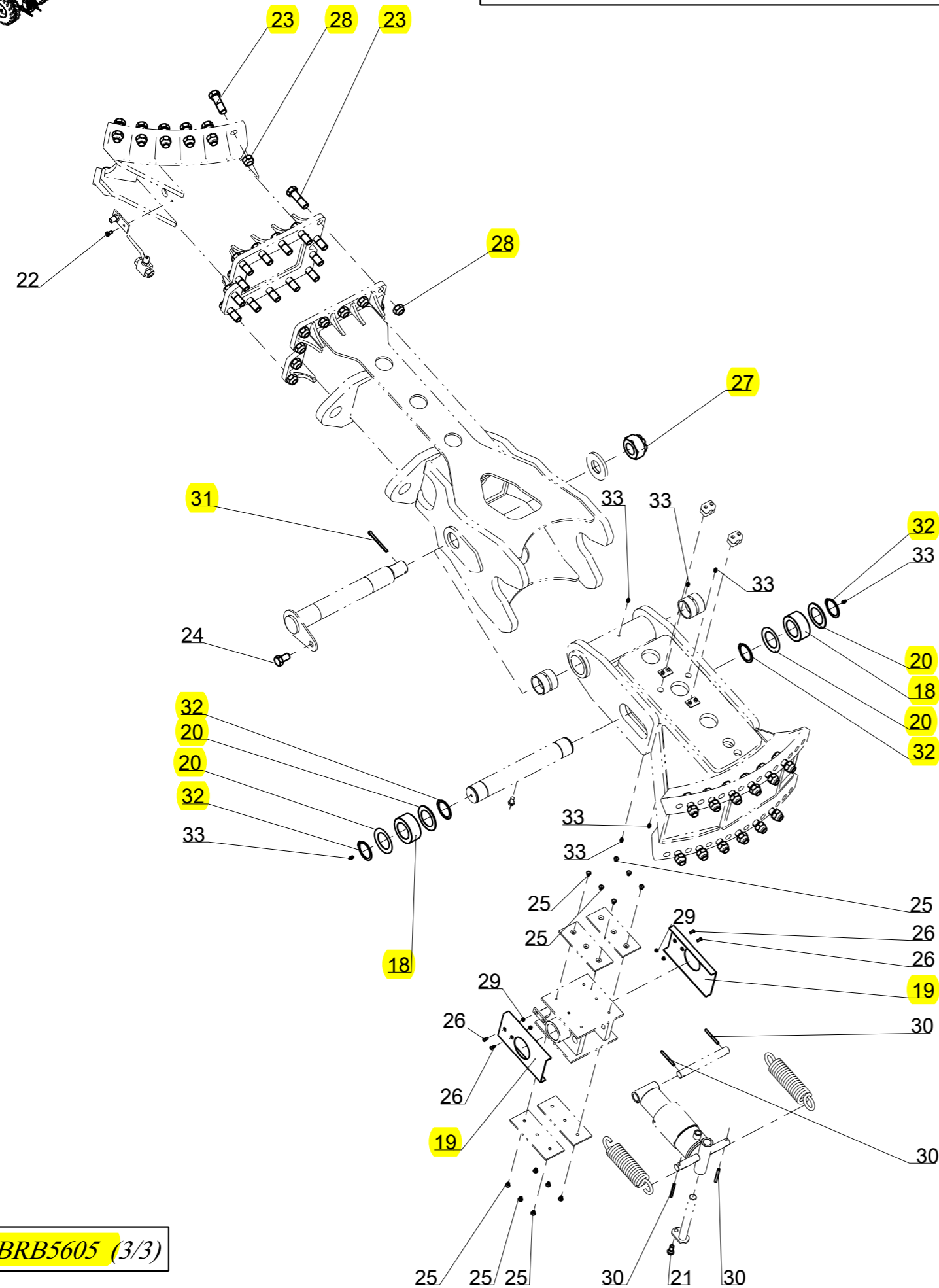
**Central carriage Ht:180, Ram 105**



Repere	Quantite	Reference	Designation
1	2	5GB1 115 239	Steel bushing 60x70 Lg:60
2	4	5GB1 118 610 U	Plastic plate - 200 x 80, thick. : 6 mm
3	2	5GB1 118 929	Hose fixation 1x16 cpl.
4	1	5GB1 215 238	Rear washer
5	2	5GB1 231 213	Spring N°2101A
6	1	5GB1 231 214	Ram SA 80 Stroke 80
7	1	5GB1 231 215	Rear pin for guide cylinder - Dia 25, lg. : 230 mm
8	1	5GB1 231 216	Front pin for guide cylinder - Dia 25, lg. : 210 mm
9	1	5GB1 231 233	Screw H M12 x 25 - 8.8 Z, pointed
10	1	5GB1 231 243	Shut off valve 1/4
11	1	5GB1 235 121	Hydraulic connection
12	1	5GB1 235 123	Central carriage adjustable Front extension, M22
13	1	5GB1 235 219	Carriage front beam
14	1	5GB1 235 220	Turnover axle Dia60, Lg:410
15	1	5GB1 235 221	Carriage rear beam
16	1	5GB1 235 222	Carriage slide reinforced
17	1	5GB1 235 223	Sliding guide pin reinforced



**Central carriage Ht:180, Ram 105**

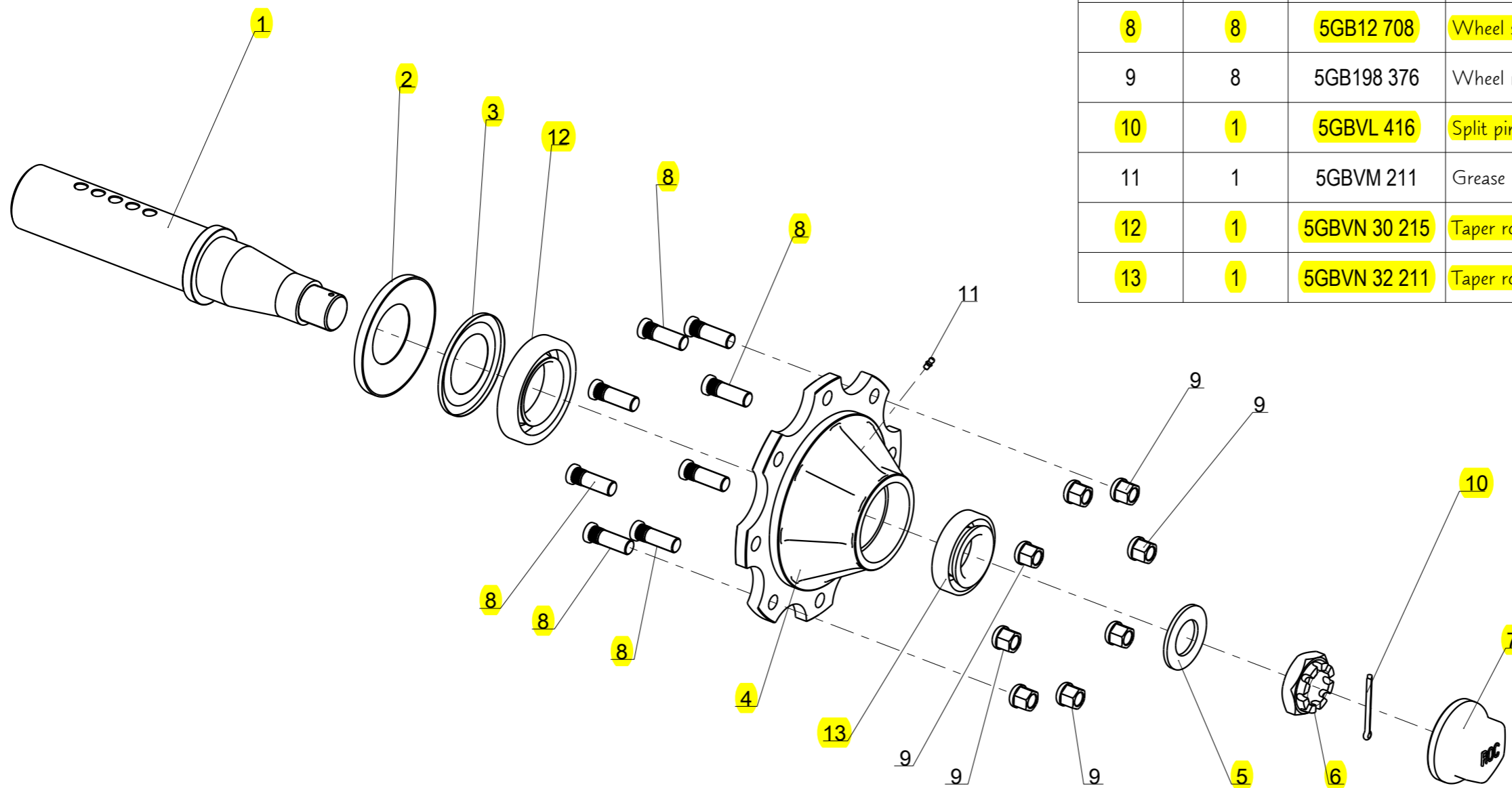


Repere	Quantite	Reference	Designation
18	2	5GB1 235 224	Central carriage bearing reinforced
19	2	5GB1 235 225	Slide protection plate
20	4	5GB1 235 226	Grease raitener Nylos, Dia 60x90,8
21	1	5GBVI 24 33	Screw H conical M12x22 lg. : 36
22	1	5GBVI 27 03	Screw H M8x 16 - 8.8 ZNBL
23	38	5GBVI 34 18	Screw H M22x 70 - 10.9 ZNBL, thread /34mm, thread150
24	1	5GBVI 45 01	Screw H M20x 35 - 8.8 ZNBL
25	12	5GBVI 49 02	Screw FHC M8x 12 - 10.9 Black
26	4	5GBVI 49 16	Screw FHC M6x 16 - 10.9 Black
27	1	5GBVJ 212	Nut HK M 45x 300 - 8 - ZNBL
28	38	5GBVJ 330	Nyloc nut std H M 22 - 8 ZNBL - thread 150
29	4	5GBVJ 340	Nyloc nut std H M 6 - 8 ZNBL
30	4	5GBVL 220	Thick roll pin - 7x70 mm
31	1	5GBVL 419	Split pin V 8x80
32	4	5GBVM 010	Outer snap ring for shaft Dia 60 mm
33	7	5GBVM 201	Grease nipple - M8, thread125



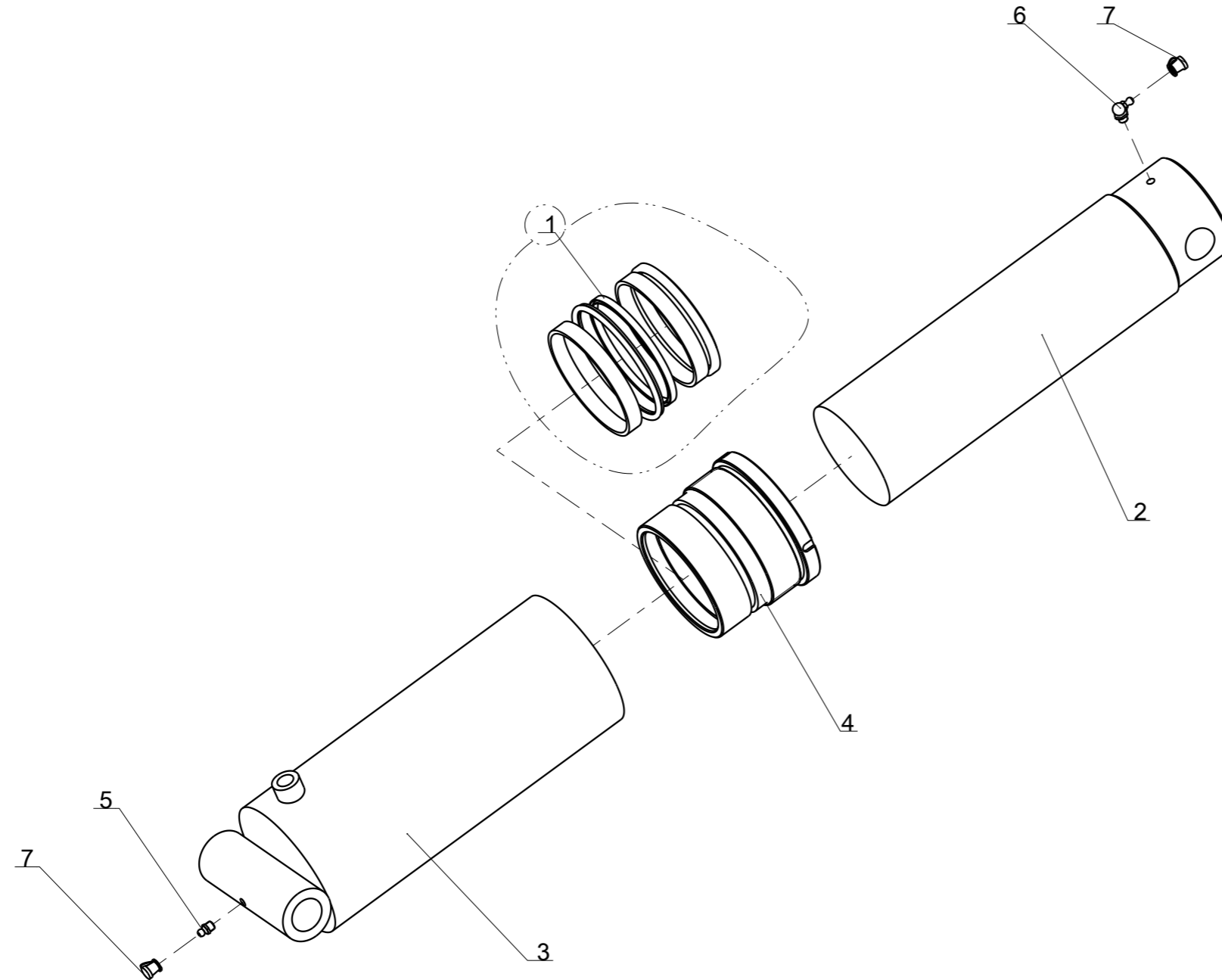
## Complet Hub 8-stud (808 )

Index	Quantité	Référence	Designation
1	1	5GB1 233 247 A	Rocket, Hub 8 holes (808X)
2	1	5GB1 235 143	Protection washer (808X)
3	1	5GB1 235 144	Metal seal (808X)
4	1	5GB1 235 145	Hub 8-holes (808X)
5	1	5GB1 235 146	Washer 45x80 Lg:5
6	1	5GB1 235 147	Nut HK M 45x 200 - 8 - ZNBL, Ht:28
7	1	5GB1 235 148	Wheel hub cap - M101.5x1.5
8	8	5GB12 708	Wheel stud M18x150 Lg:50
9	8	5GB198 376	Wheel nut - M18, thread 1.50
10	1	5GBVL 416	Split pin V 6.3x70
11	1	5GBVM 211	Grease nipple - M6, thread100
12	1	5GBVN 30 215	Taper roller bearing
13	1	5GBVN 32 211	Taper roller bearing




# Ram SA 105 Str.212

Index	Quantité	Référence	Designation
1	1	5GB1 231 331	Seal kit for ram 1 231 326
2	1	5GB1 231 343	Ram stick SA 105 Str. 212 / 1 231 326
3	1	5GB1 231 344	Ram Cylinder SA 105 Str. 212
4	1	5GB1 231 345	Ram stick guide SA 105 Str.212
5	1	5GBVM 201	Grease nipple - M8, thread125
6	1	5GBVM 203	Grease nipple 90° M8x125
7	2	5GBVM 215	Grease cap

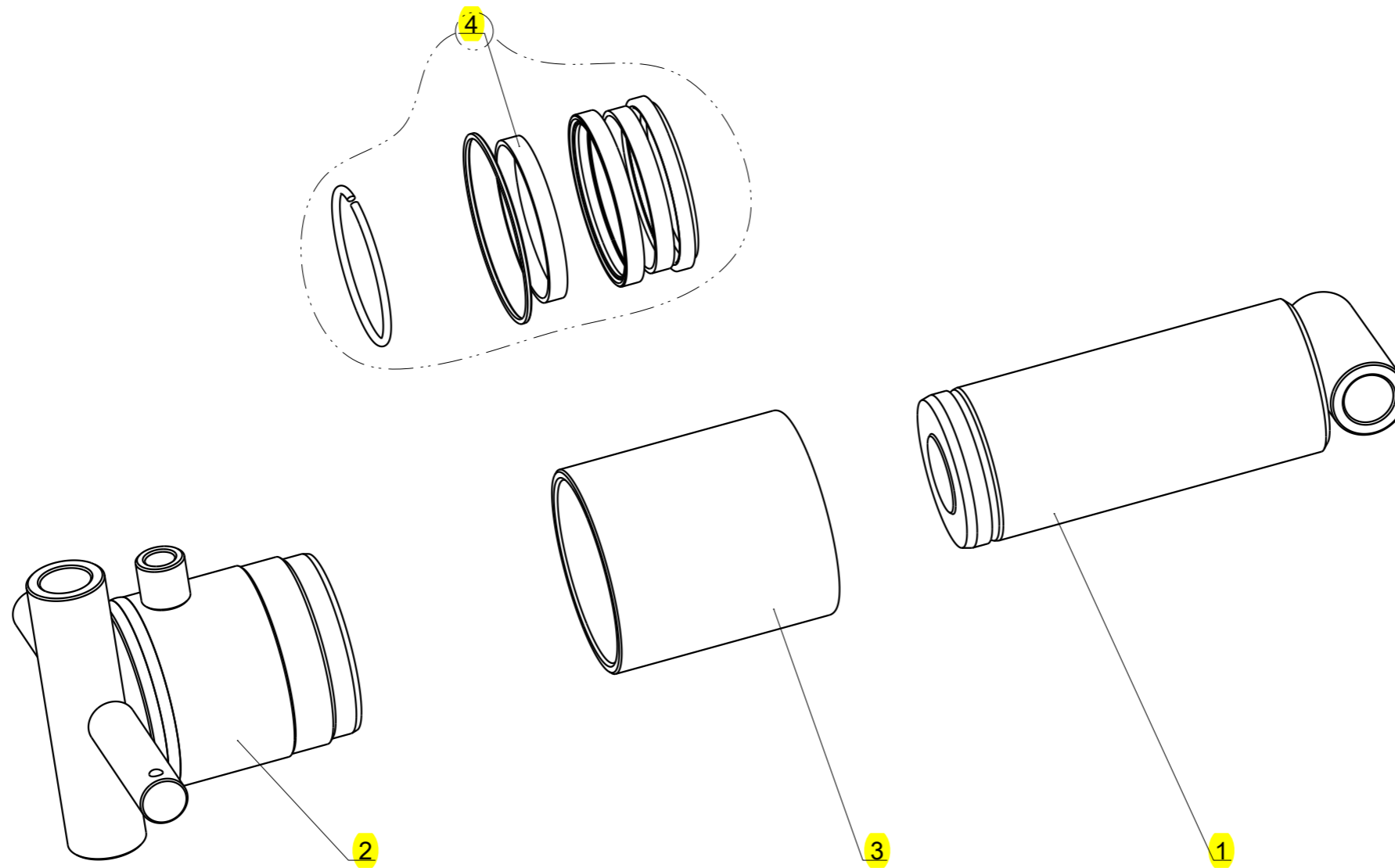






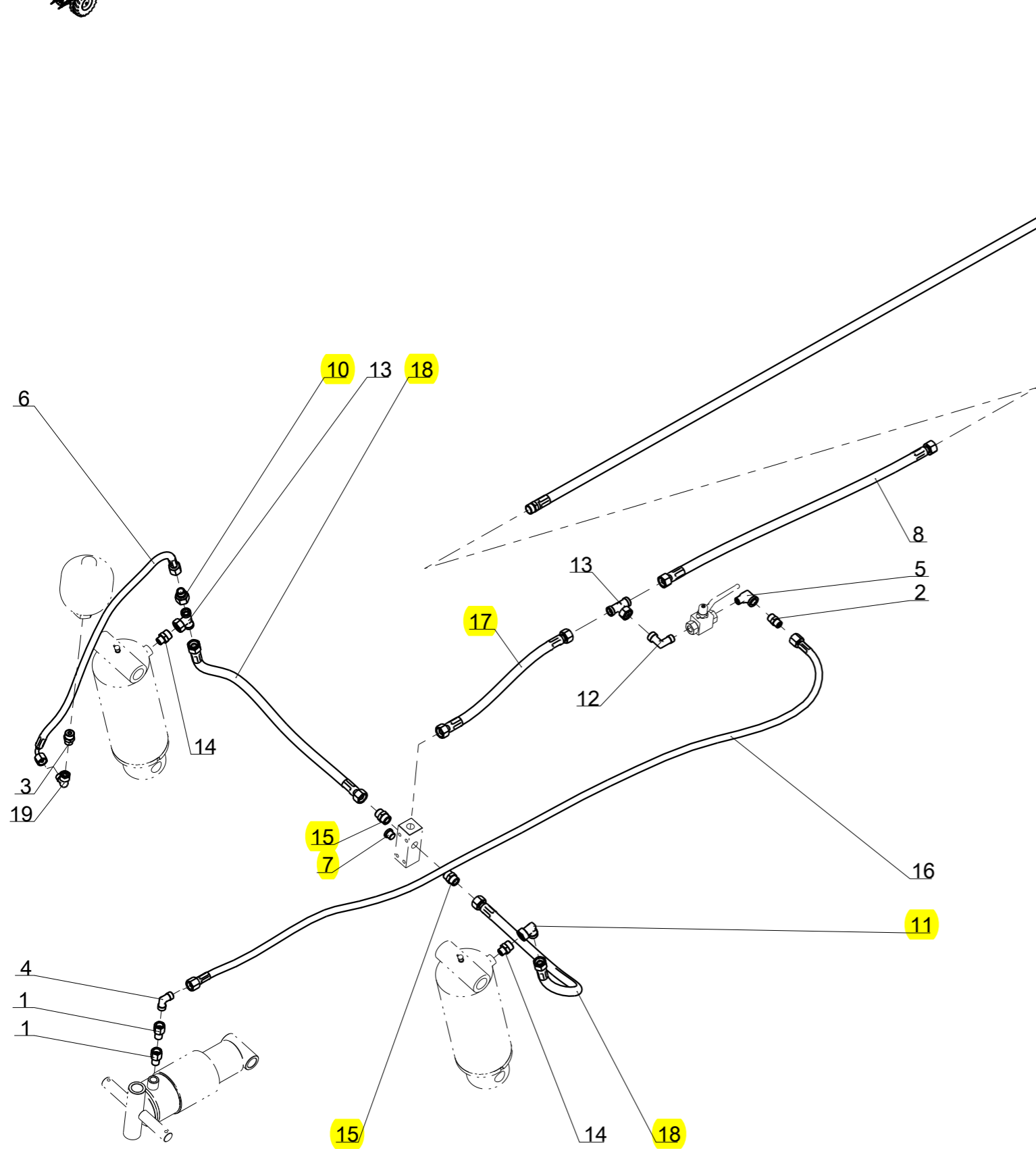
# Ram SA 80 Stroke 80

Index	Quantité	Référence	Designation
1	1	5GB1 231 219	Ram Stick SA 80 Stroke 80
2	1	5GB1 231 220	Ram cylinder SA for 1 231 214
3	1	5GB1 231 235	Ram stick guide SA 80
4	1	5GB1 231 236	Seal kit for ram SA 80





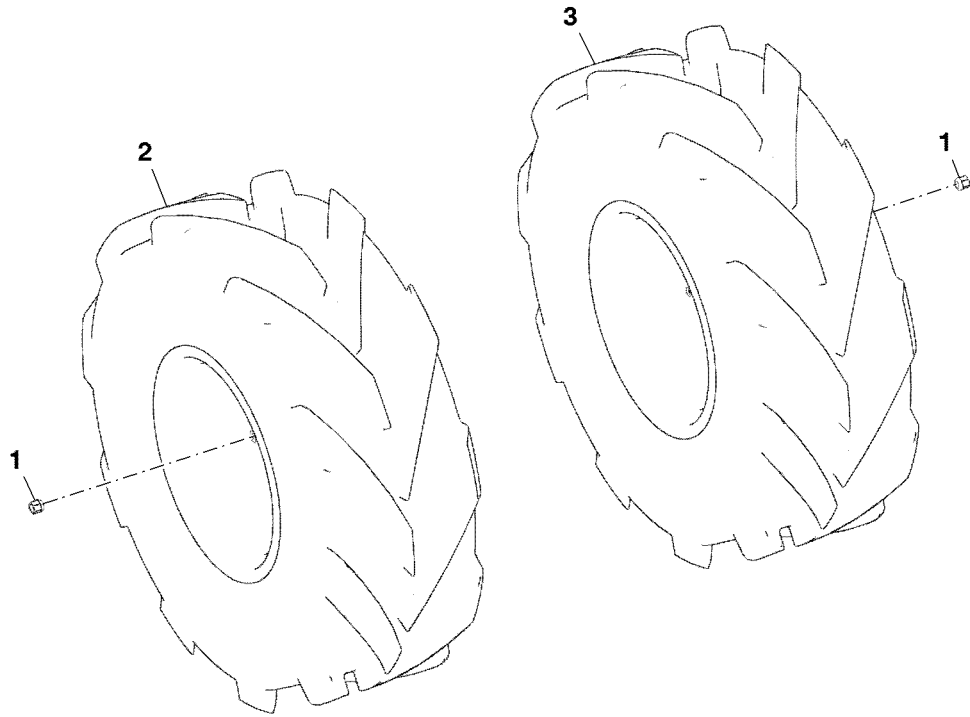
## Hydraulic kit central carriage



Index	Quantité	Référence	Designation
1	2	5GB1 116 231	Hydraulic adapter M 3/8 Co + F 3/8
2	1	5GB1 116 363	Union M12 + M3/8 Cyl
3	1	5GB1 116 509	Union M12 + M1/2 Cyl
4	1	5GB1 116 521	Hydraulic elbow M12 + M3/8 Co
5	1	5GB1 116 524	Hydraulic elbow M3/8 Co. + F3/8
6	1	5GB1 118 967	Hyd. hose 5/16", lg. : 800 mm, F12-F12 90°
7	1	5GB1 122 756	Stop end male 3/8 Cyl
8	1	5GB1 215 147	Hyd. hose 1/2", lg. : 1550 mm, F15-F15
9	1	5GB1 231 406	Hyd. 1/2", lg. : 6900 mm, M15-MVA18
10	1	5GB1 231 505	Hydraulic Adapter F 15 + M 12
11	1	5GB1 231 506	Hydraulic adaptable elbow F15 + M15
12	1	5GB1 231 508	Hydraulic elbow M15 + M3/8 Co
13	2	5GB1 231 519	Hydraulic 'T' - 2 M15 + F15
14	2	5GB1 231 523	Union M15 + M3/8 Cyl
15	2	5GB1 231 524	Union M15 + M1/2 Cyl
16	1	5GB1 235 152	Hyd. hose 5/16", lg. : 2300 mm, F12-F12
17	1	5GB1 235 240	Hyd. hose 1/2", lg. : 645, F15-F15
18	2	5GB1 235 241	Hyd. hose 1/2", lg. : 700, F15-F15
19	1	5GB122 315	Hydraulic adaptable elbow F12 + M12

Wheel - 16.0/70-20 TL AS504, 8 Studs, Yellow Rim  
 Колесо — 16.0/70-20 TL AS504, 8 шпилек, желтый обод

PY57642 A.1



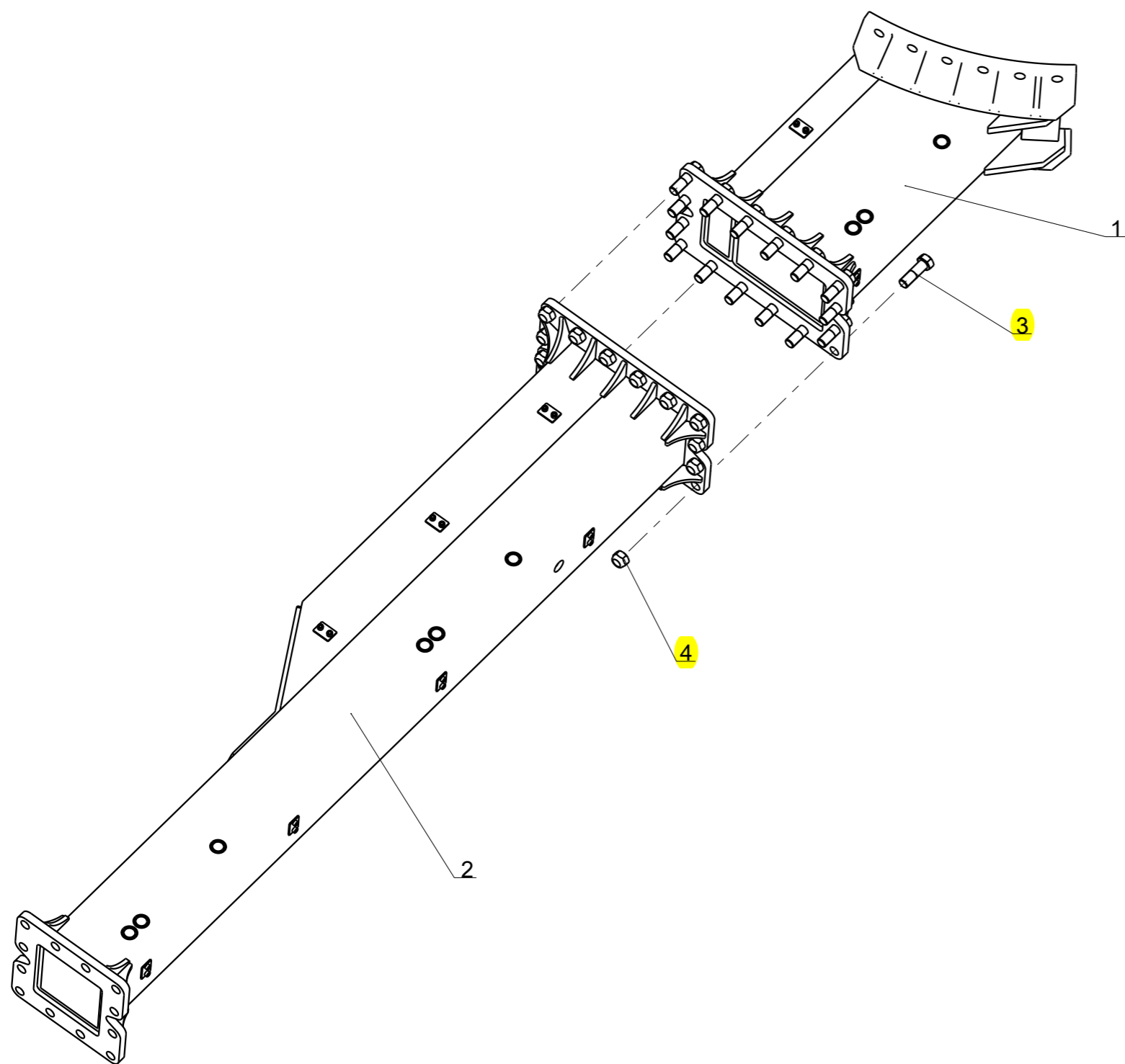
PY57642

Key	Part No.	Part Name	Qty.	Serial No.	Remarks
1	5GB198376	Wheel	16	M18	
2	5GB198734DY	Wheel	1		
3	5GB198734GY	Wheel	1		

P  
R  
O  
O  
F



Rear beam 3-furrows (1000), Bolt safety

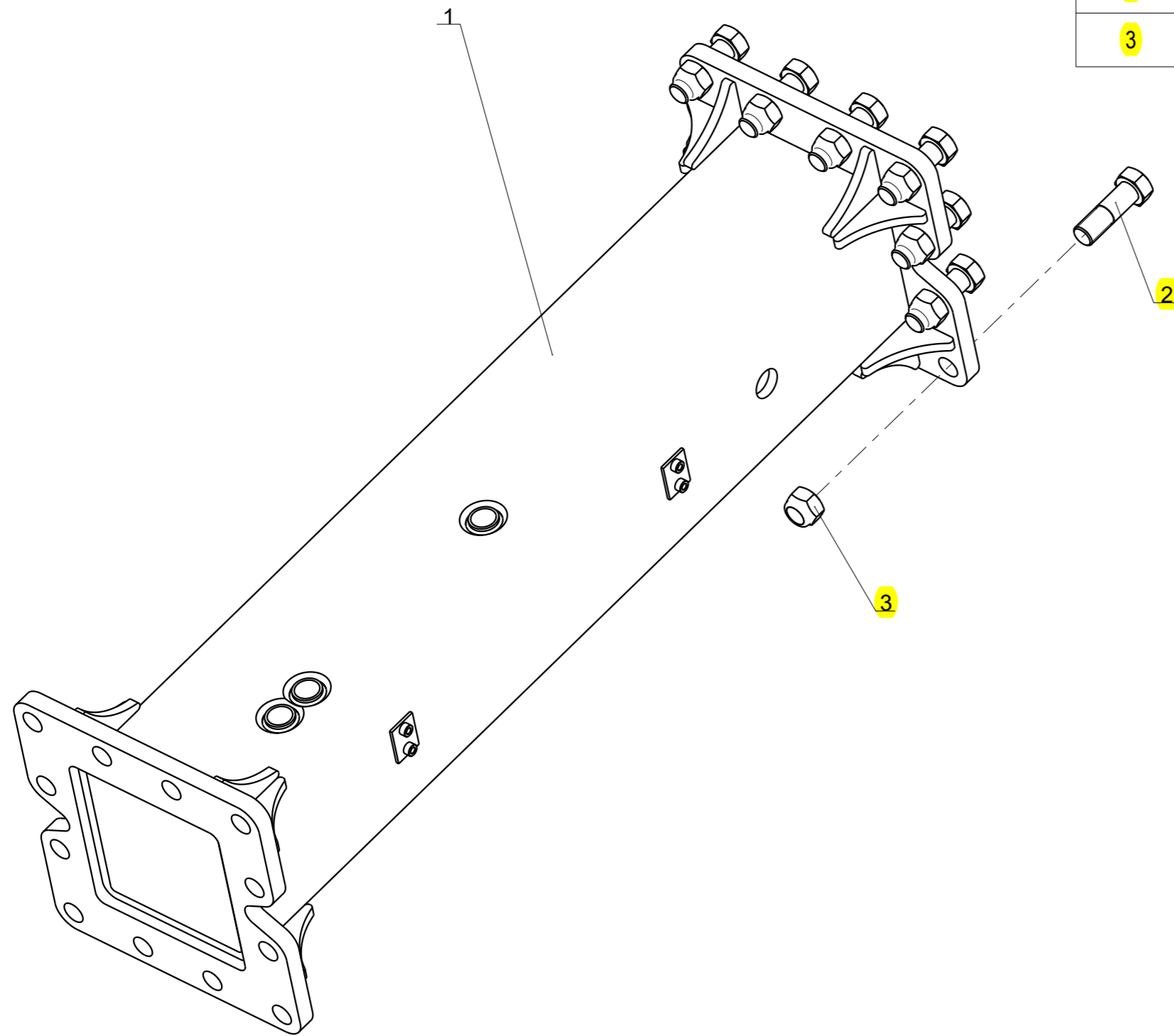


Repere	Quantite	Reference	Designation
1	1	5GB1 215 133	Central carriage adjustable Rear extension 1000
2	1	5GB1 215 137	Rear beam 2 furrows /1000
3	16	5GBVI 34 18	Screw H M22x 70 - 10.9 ZNBL, thread /34mm, thread150
4	16	5GBVJ 330	Nyloc nut std H M 22 - 8 ZNBL - thread 150

Rear extension 1/100, Bolt safety



Repere	Quantite	Reference	Designation
1	1	5GB1 215 139	Rear extension 1/1000
2	12	5GBVI 34 18	Screw H M22x 70 - 10.9 ZNBL, thread /34mm, thread150
3	12	5GBVJ 330	Nyloc nut std H M 22 - 8 ZNBL - thread 150

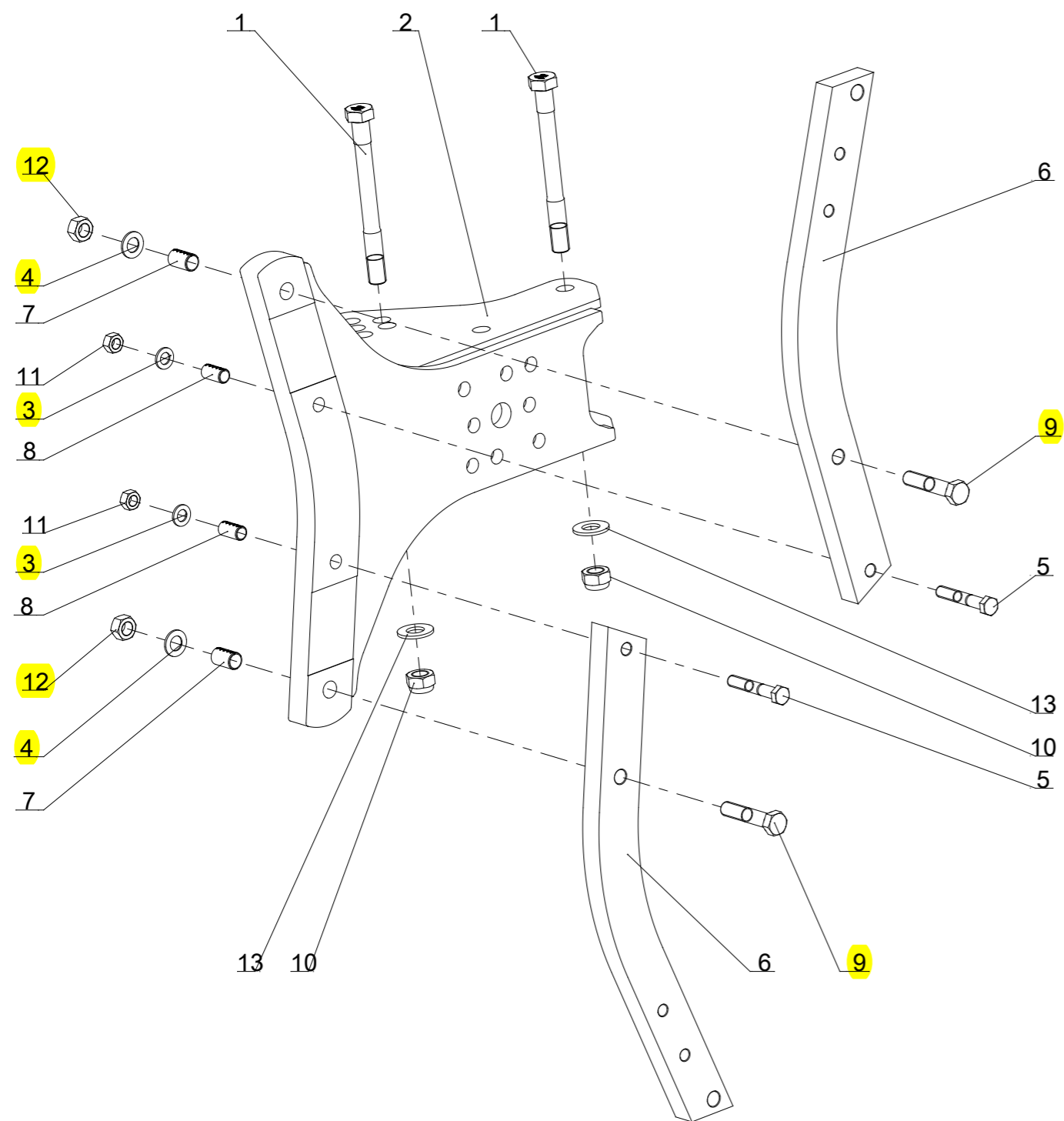


P  
R  
O  
O  
F  
  
P  
R  
O  
O  
F



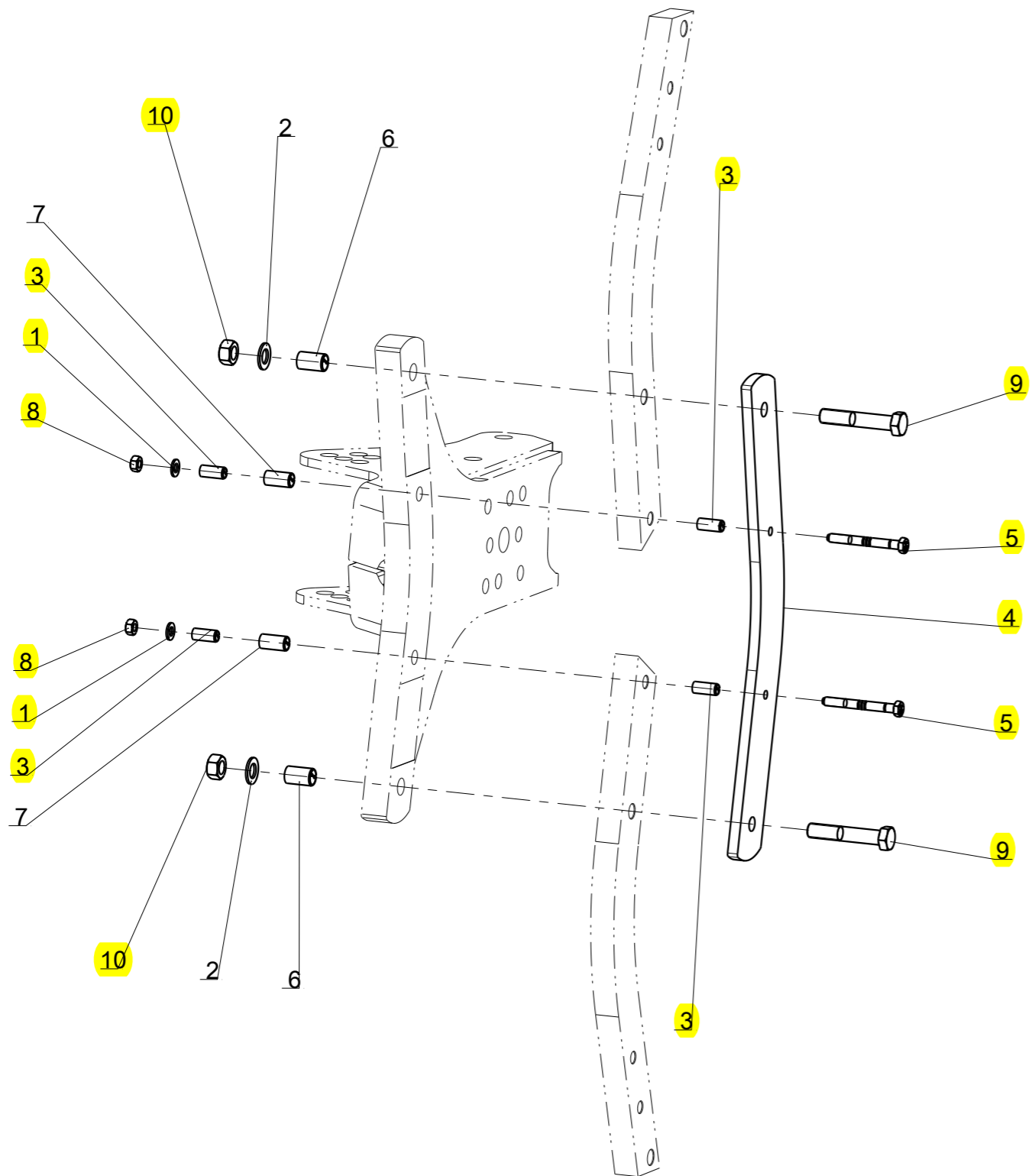
*Securite boulon cisaillement RABE / SP9*

*Shearbolt protection*



Index	Quantité	Reference	Designation
1	2	5GB1 118 358	Screw H M24x240 - 10.9 ZNBL, thread /36 mm
2	1	5GB1 118 468	console
3	2	5GB6916D17A	Washer 17 EN14399-6 Z
4	2	5GB6916D21A	Washer 21 Z
5	2	5GB7001.24.00	Hex. Screw M16x1.5x100 with Notche
6	2	5GB7010.03.01	Leg RH 800, 70x35
7	2	5GB7010.03.02	Steel bushing Ø 24 x 20 x 38
8	2	5GB7010.03.03	Steel bushing Ø 20 x 16 x 38
9	2	5GBVI 33 41	Screw H M20x100 - 12.9 ZNBL, thread150
10	2	5GBVJ 331	Nyloc nut std H M 24 - 8 ZNBL
11	2	5GBVJ 638	Nut HU M16 - 8 ZNBL - thread 150
12	2	5GBVJ 639	Nut HU M20 - 10 ZNBL - thread 150
13	2	5GBVK 510	Flat washer MU24 ZNBL

## Assembly reinforced leg



Repere	Quantité	Reference	Designation
1	2	5GB125DA13A	Washer A 13 ISO7089 Zinc.
2	2	5GB125DA21A	Washer A 21 ISO7089 Zinc.
3	4	5GB47890509	Steel bushing Ø 16 x 12 x 35
4	1	5GB48050185	Fixation bracket, safety reinforcement
5	2	5GB48050186	Screw HM12x110 grooved 12.9
6	2	5GB70100302	Steel bushing Ø 24 x 20 x 38
7	2	5GB70100303	Steel bushing Ø 20 x 16 x 38
8	2	5GB934D12NA	Nut std H M12 - thread 175 Zingue
9	2	5GB2015110NA	Hex. Screw M20x1.5x110 ZNBL 10.9
10	2	5GBVJ 639	Nut HU M20 - 10 ZNBL - thread 150

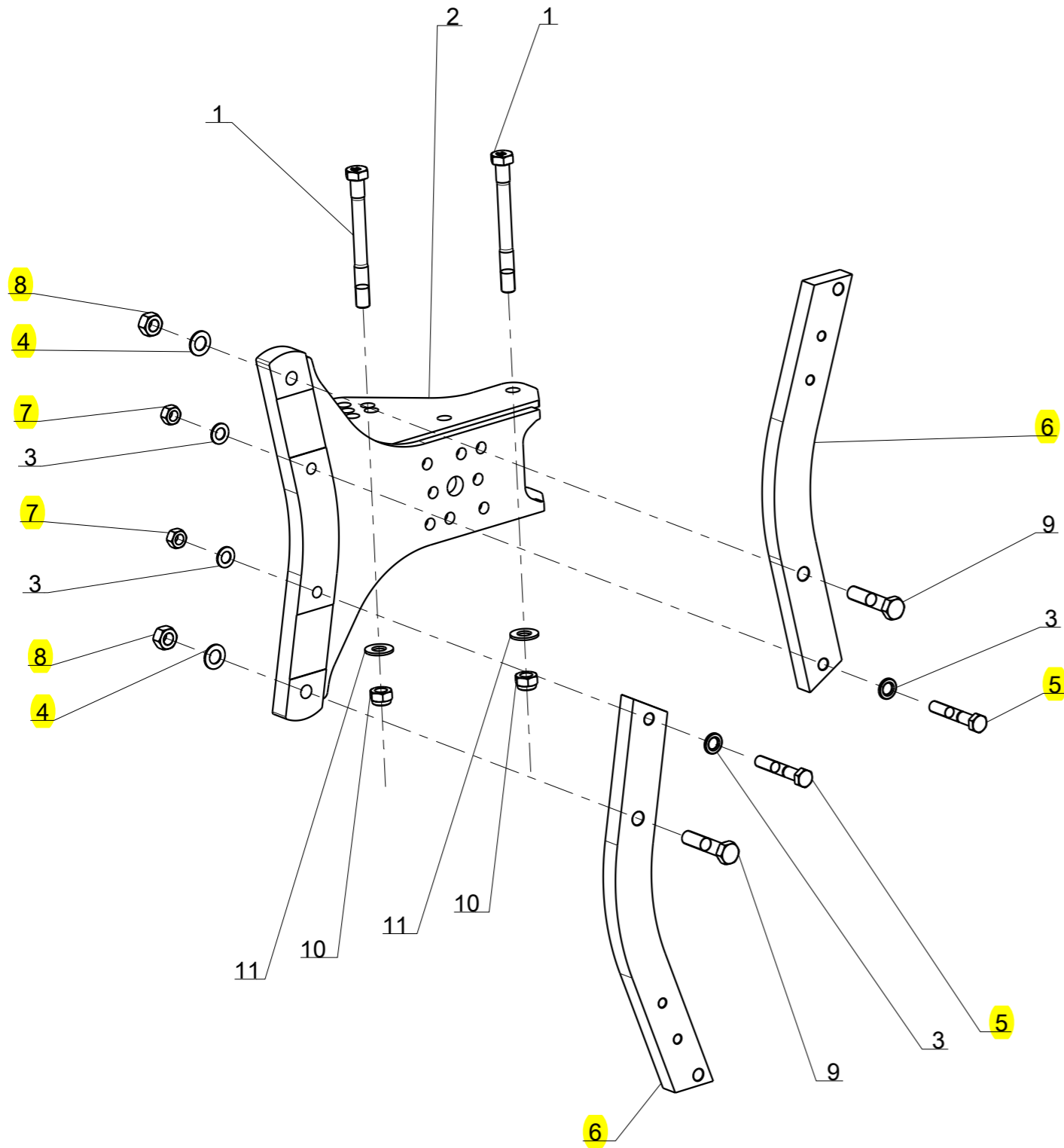
5GB48050184

05-Jun-15

Revision : A  
M a J :

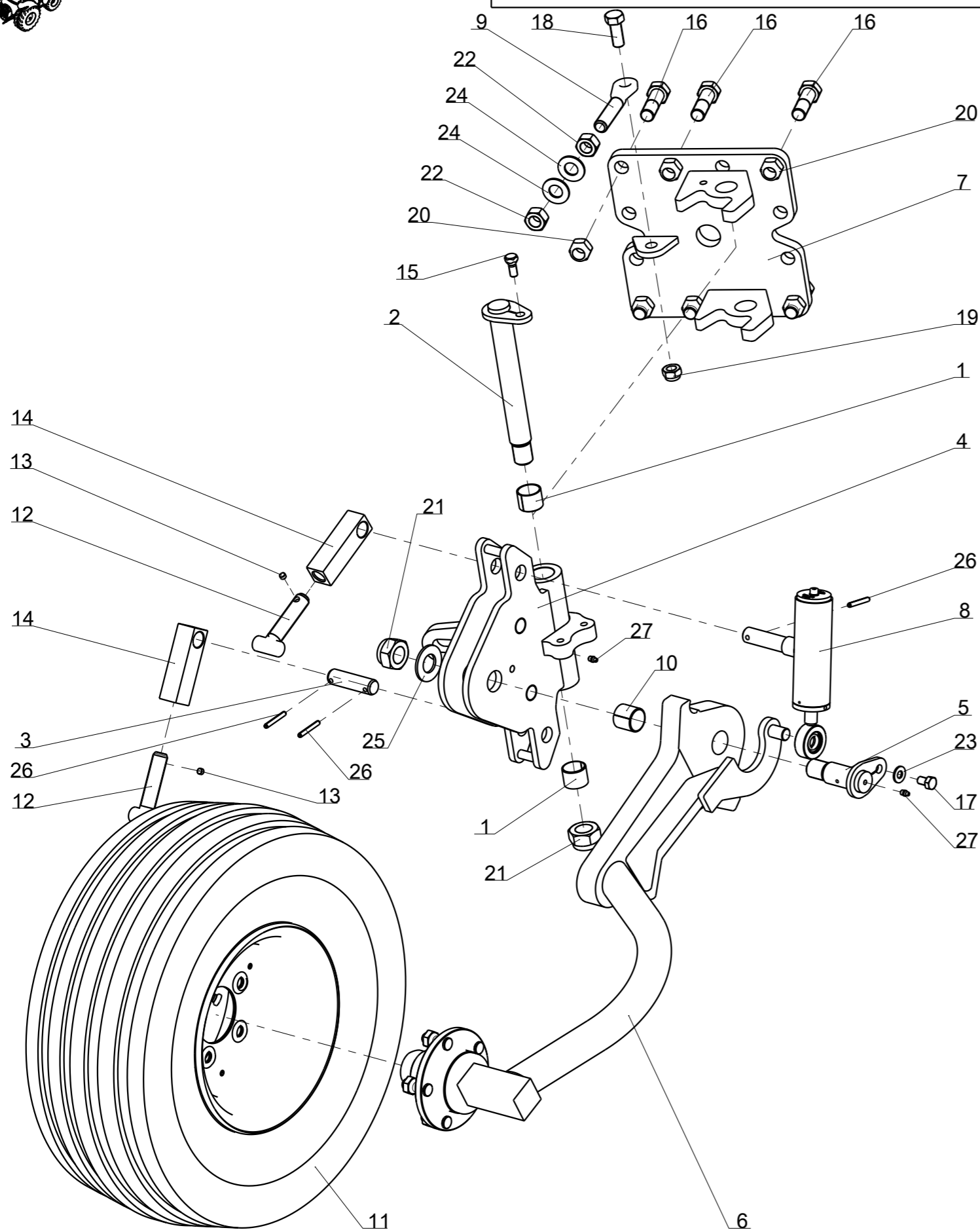


# Shearbolt protection 80



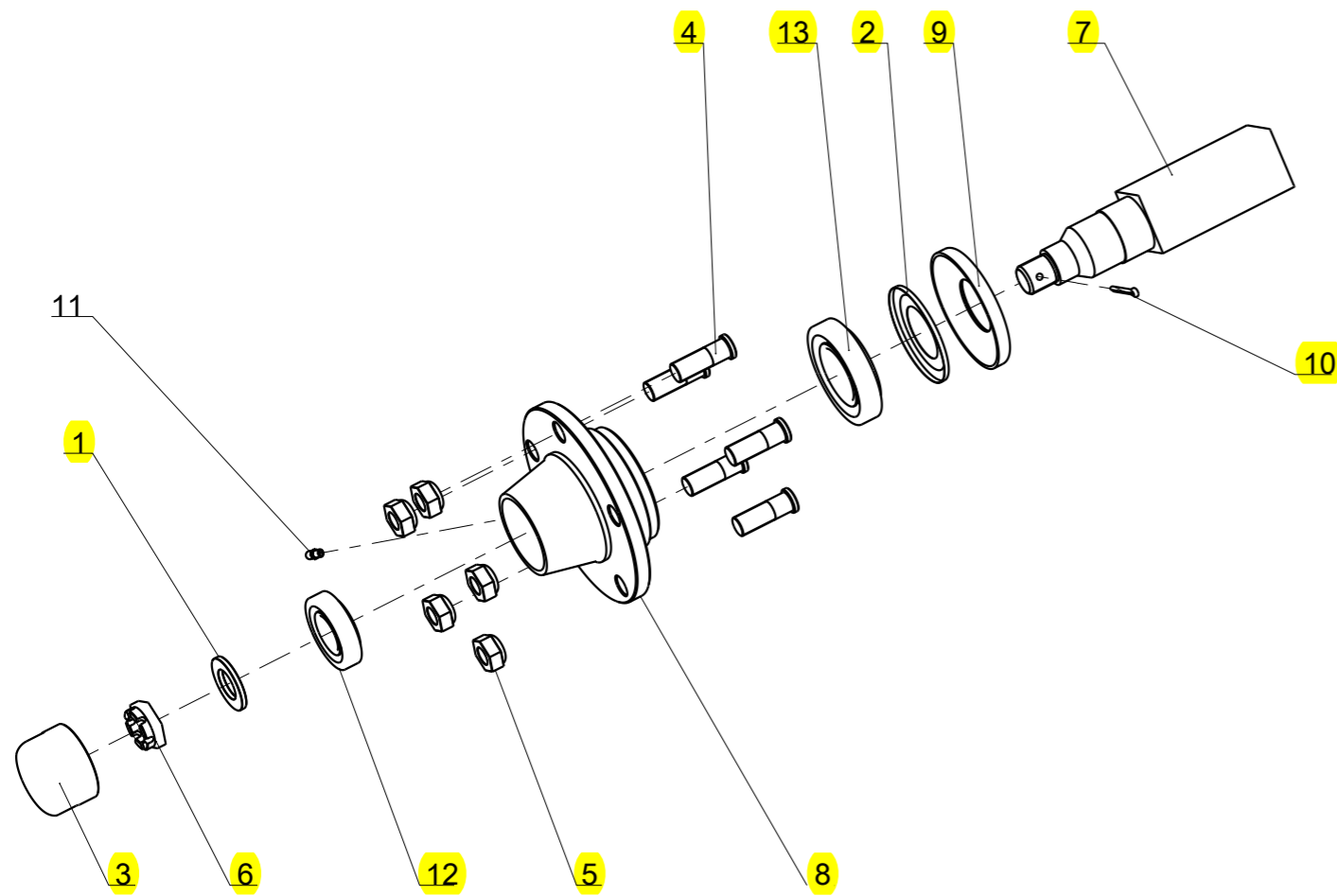
Repere	Quantité	Reference	Designation
1	2	5GB1 118 358	Screw H M24x240 - 10.9 ZNBL, thread /36 mm
2	1	5GB1 118 468	console
3	4	5GB6916D21A	Washer 21 Z
4	2	5GB6916D25A	Washer 25 EN14399-6 Z
5	2	5GB70021000	Hex. Screw M20x1.5x120 with Notche
6	2	5GB70101201	Leg RH 800, 80x35
7	2	5GB9342015PA	Nut std H M20 - thread 150 Zingue
8	2	5GB9342415NA	Nut std H M24 - thread 150 Zingue
9	2	5GBVI 35 42	Screw H M24x110 - 10.9 ZNBL DIN960 thread150
10	2	5GBVJ 331	Nyloc nut std H M 24 - 8 ZNBL
11	2	5GBVK 510	Flat washer MU24 ZNBL

## Rear wheel RJR 10.0/75-12, yellow rim



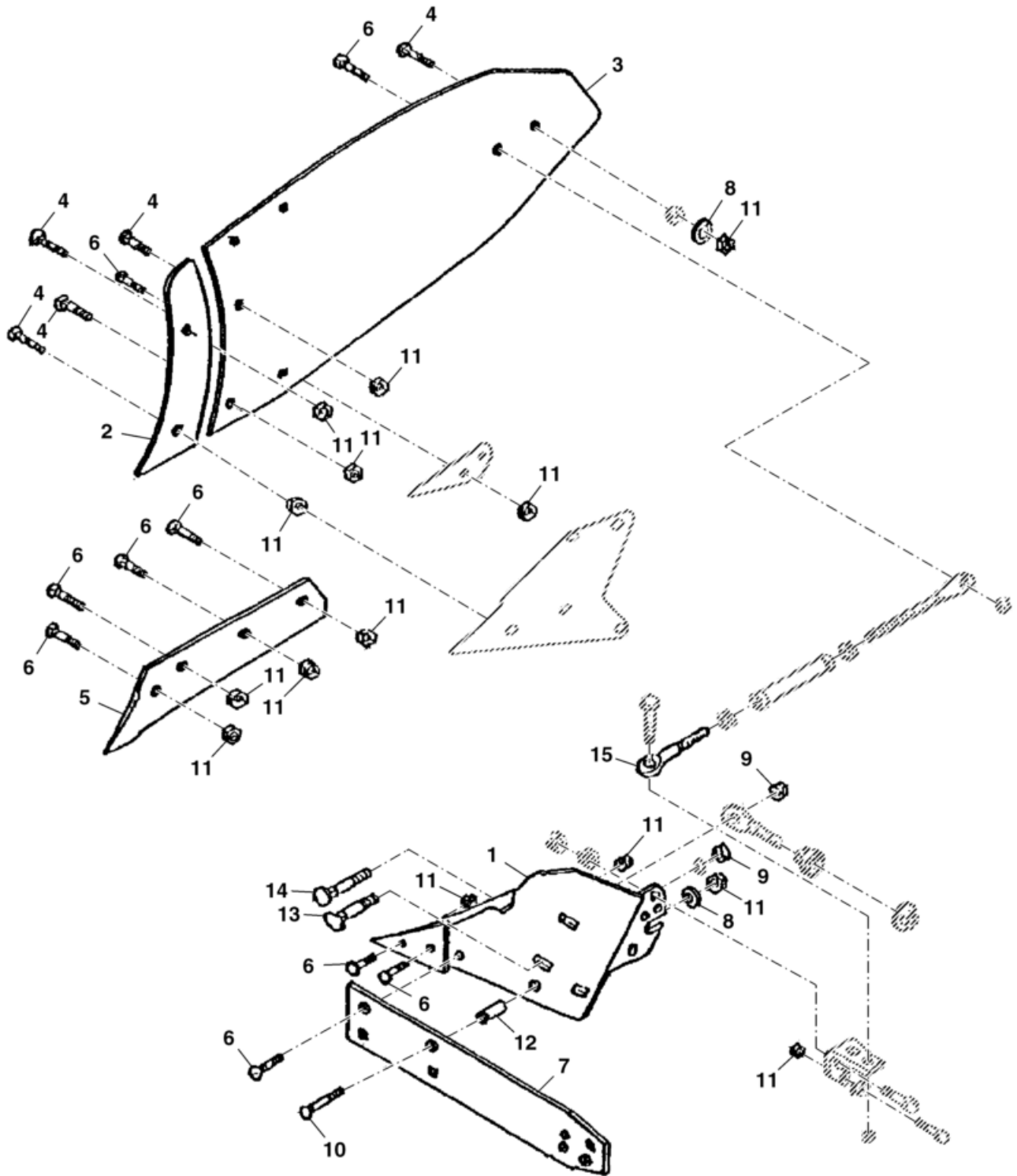
Index	Quantité	Reference	Designation
1	2	5GB1 118 817	Bush steel Dia 35x39 Lg=30
2	1	5GB1 291 101	Pivot pin RJR - Dia 35, lg. : 290 mm, thread 2.00
3	1	5GB1 291 121	Adjuster pin wheel - Dia 25, lg. : 90 mm
4	1	5GB1 291 123	Swivel wheel bracket RJR-rear
5	1	5GB1 291 124	Wheel axel pivot RJR - Dia 35, lu. : 62 mm, M30x2.00
6	1	5GB1 291 125	Wheel arm RJR
7	1	5GB1 291 155	Wheel mounting bracket RJR-Rear M22
8	1	5GB1 291 166	Wheel shock absorber - Dia 50x20, S.: 110 mm
9	1	5GB172 304	Eye bolt - M22, thick. : 11 mm
10	1	5GB198 521	Bush steel Dia 35x39 Lg=35
11	1	5GB198 727 Y	Complete wheel 10.0/75-12,yellow rim 5-studs
12	2	5GB198 913	'T' adjuster on land - M24, lg. : 120 mm
13	2	5GB198 914	Adjuster plastic lock
14	2	5GB198 931	Barrel nut RJR - square 35, M24, lg. : 125 mm
15	1	5GBVI 24 33	Screw H conical M12x22 lg. : 36
16	6	5GBVI 34 18	Screw H M22x 70 - 10.9 ZNBL, thread /34mm, thread150
17	1	5GBVI 41 02	Screw H M12x 20 - 8.8 ZNBL
18	1	5GBVI 44 04	Screw H M18x 45 - 8.8 ZNBL
19	1	5GBVJ 325	Nyloc nut std H M 18 - 8 ZNBL
20	6	5GBVJ 330	Nyloc nut std H M 22 - 8 ZNBL - thread 150
21	2	5GBVJ 335	Nyloc nut std H M 30 - 8 ZNBL - thread 200
22	2	5GBVJ 620	Nut HU M22 - 8 ZNBL
23	1	5GBVK 504	Flat washer MU12 ZNBL
24	2	5GBVK 509	Flat washer MU22 ZNBL
25	1	5GBVK 513	Flat washer MU30 ZNBL
26	3	5GBVL 219	Thick roll pin - 7x50 mm
27	2	5GBVM 201	Grease nipple - M8, thread125

## Complet Hub 5-Stud 50 Lg:120



Index	Qty	Reference	Designation
1	1	5GB198 315	Protection washer - Dia 25 x 45, thick. : 4 mm
2	1	5GB198 357	Grease retainer Nylos for hub - Dia 45 x 84 mm
3	1	5GB198 369	Hub cap - M64
4	5	5GB198 372	Wheel stud M16x150 Lg:45
5	5	5GB198 375	Wheel nut - M16, lg. : 45 mm, thread 1.50
6	1	5GB198 377	Castellated nut for hub HK M24 - thread 2.00, thick. : 15 mm
7	1	5GB198 384	Wheel axle 505A C50 Lg:120
8	1	5GB198 516	Wheel hub 5-Stud steel
9	1	5GB198 524	Protection washer - Dia 45 x 100, thick. : 12 mm
10	1	5GBVL 405	Split pin V 4x40
11	1	5GBVM 211	Grease nipple - M6, thread100
12	1	5GBVN 30 206	Taper roller bearing
13	1	5GBVN 30 209	Taper roller bearing

Plain Body (1/2)  
 Простой корпус (1/2)  
 PY57575 A.1



PY57575

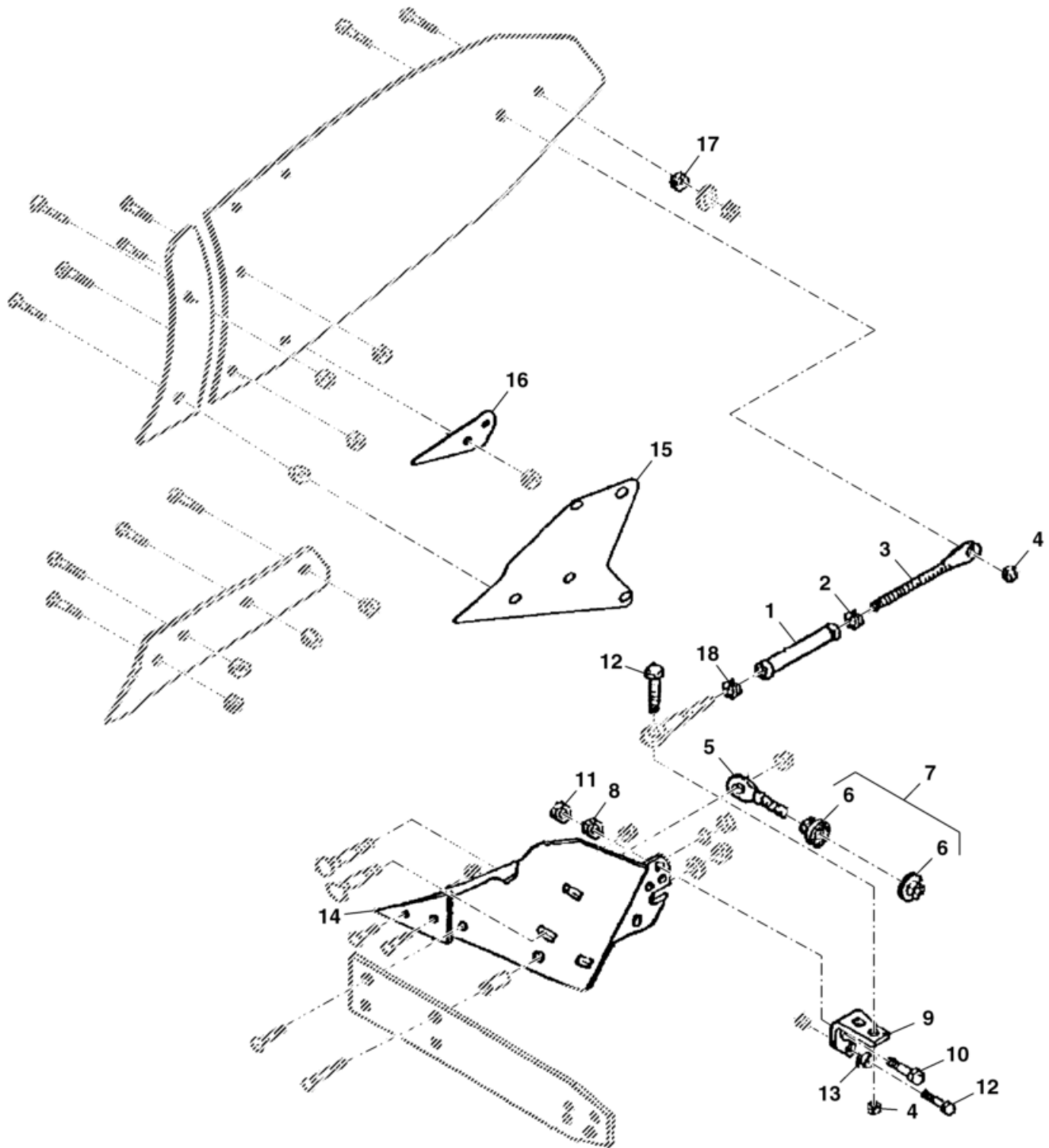


Key	Part No.	Part Name	Qty.	Serial No.	Remarks
1	5GB27510101	Frog	1		RH
	5GB27510102	Frog	1		LH
2	5GB27510501	Shin	1		RH
	5GB27510502	Shin	1		LH
3	5GB27510401	Ripper	1		RH
	5GB27510402	Ripper	1		LH
4	5GB27002603	Screw	10		M12 X 30
5	5GB27513001	Plow Share	1		RH
	5GB27513002	Plow Share	1		LH
6	5GB27002605	Screw	18		M12 X 35
7	5GB27510305	Landside	2		
8	5GB64366003	Washer	4		
9	5GB934D16PA	Nut	4		M16
10	5GB27002614	Screw	2		M12 X 75
11	5GB934D12M	Nut	30		M12
12	5GB1481D2145	Pin	2		
13	5GB22044908	Bolt	2		M16 X 75
14	5GB22044905	Bolt	2		M16 X 65
15	5GB27010101	Eyebolt	2		

D  
P  
O  
F  
P  
R  
O  
O  
F

Plain Body (2/2)  
 Простой корпус (2/2)

PY57576 A.1

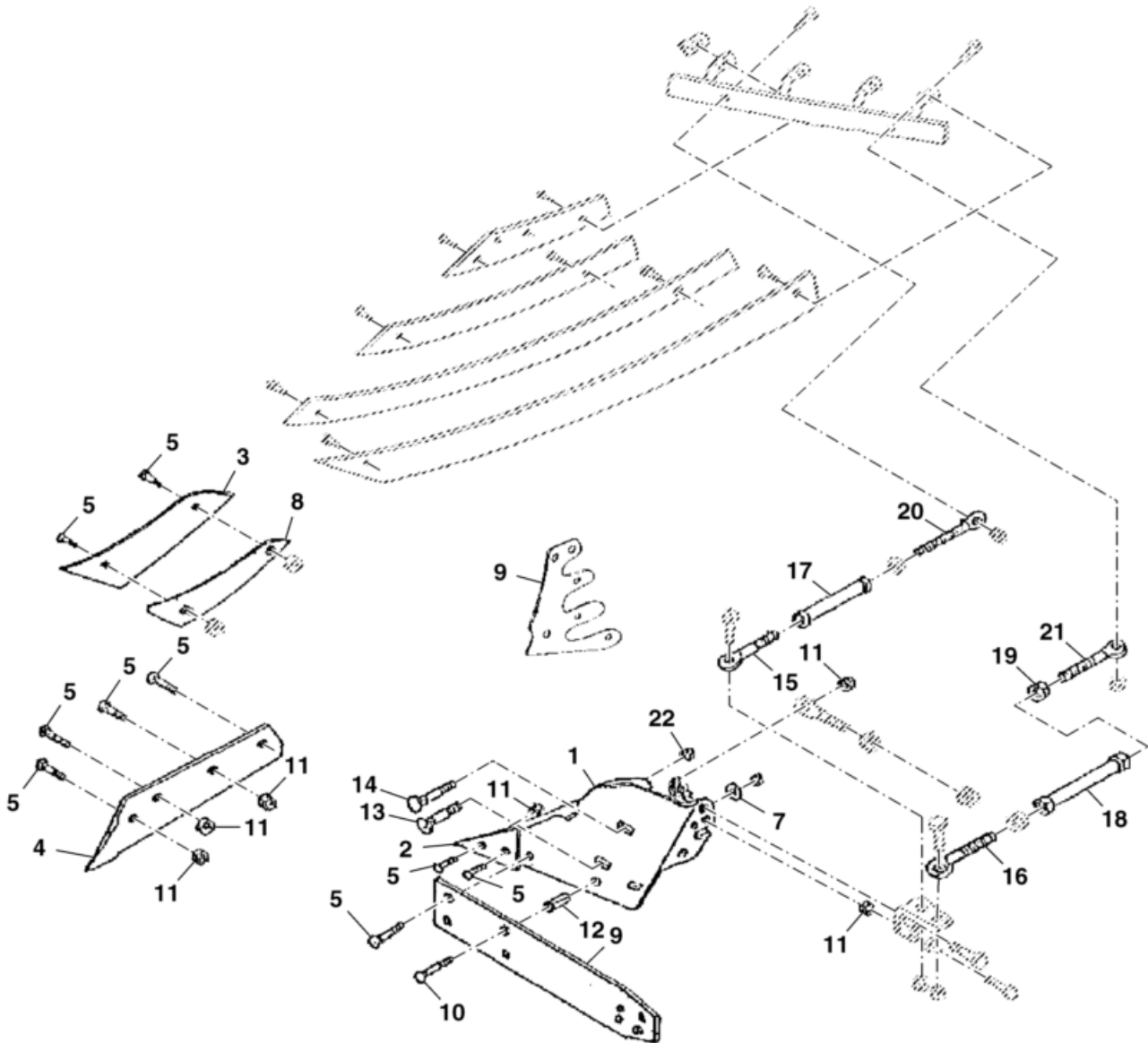


PY57576

Key	Part No.	Part Name	Qty.	Serial No.	Remarks
1	5GB27010300	Nut	2		
2	5GB934D24P	Nut	2		M24
3	5GB27010101	Eyebolt	2		
4	5GB980DV12NA	Lock	4		
5	5GB27200701	Screw	2		M20
6	5GB934D20N	Nut	4		M20
7	5GB27201101	Washer	4		
8	5GB127DB20A	Spring Washer	2		
9	5GB27200605	Bracket	1		RH
	5GB27200606	Bracket	1		LH
10	5GBVI2826	Screw	2		M20 X 45
11	5GB934D20PA	Nut	2		M20
12	5GBVI2829	Screw	4		M12 X 40
13	5GB126D14	Washer	2		
14	5GB27510205	Point	2		
15	5GB27512000	Shim	4		
16	5GB27510001	Steel	2		
17	5GB27200500	Washer	2		
18	5GB934D24PL	Nut	2		M24

DRAFT

Slatted Body (1/2)  
 Ребристый корпус (1/2)  
 PY57577 A.1

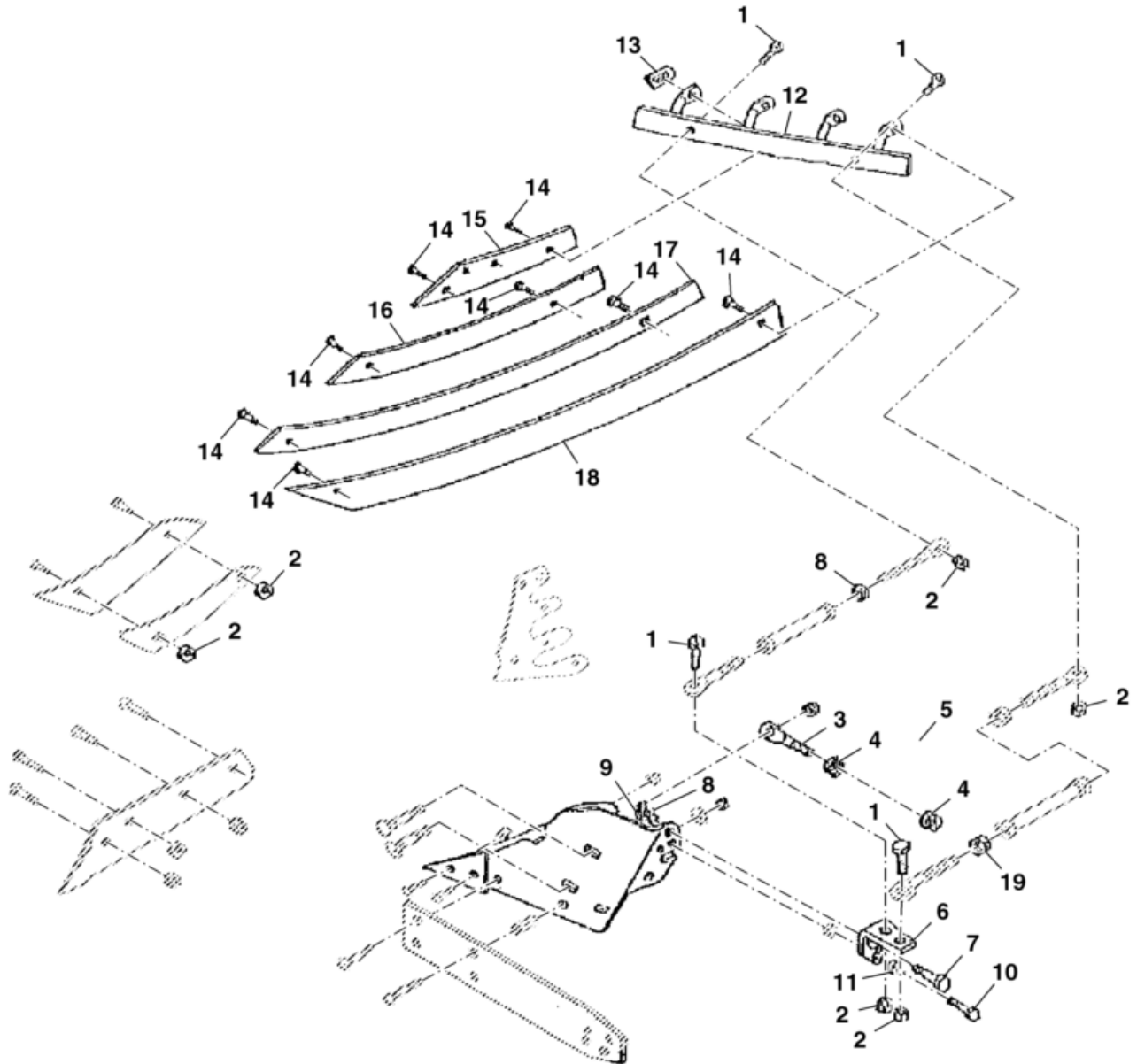


PY57577



Key	Part No.	Part Name	Qty.	Serial No.	Remarks
1	5GB27510101	Frog	1		RH
	5GB27510102	Frog	1		LH
2	5GB27510205	Point	2		
3	5GB27510501	Shin	1		RH
	5GB27510502	Shin	1		LH
4	5GB27513001	Plow Share	1		LH
	5GB27513002	Plow Share	1		LH
5	5GB27002605	Screw	18		M12 X 35
6	5GB27510305	Landside	2		
7	5GB64366003	Washer	2		
8	5GB27550501	Shim	2		
9	5GB27512000	Shim	2		
10	5GB27002614	Screw	2		M12 X 75
11	5GB934D12M	Nut	20		M12
12	5GB1481D2145	Pin	2		
13	5GB22044908	Bolt	2		M16 X 75
14	5GB22044905	Bolt	2		M16 X 65
15	5GB27001702	Eyebolt	2		
16	5GB27010101	Eyebolt	2		
17	5GB27002000	Turnbuckle	2		
18	5GB27010310	Turnbuckle	2		
19	5GB936D24P	Nut	2		M24
20	5GB27001701	Eyebolt	2		
21	5GB27010201	Eyebolt	2		
22	5GB934D16PA	Nut	4		M16

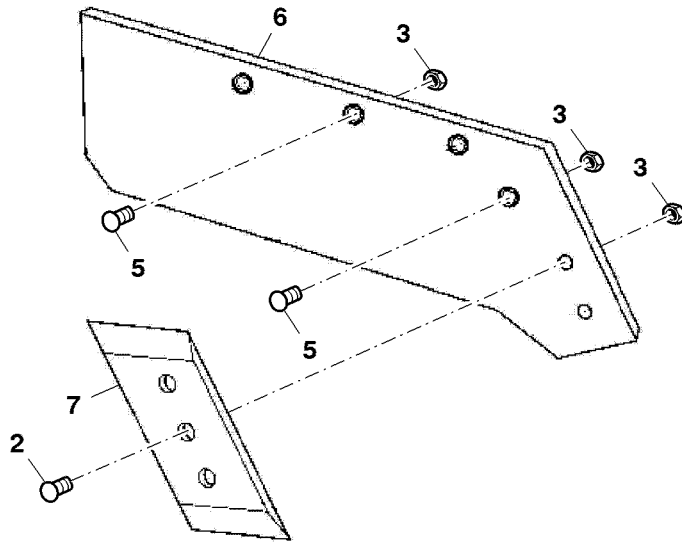
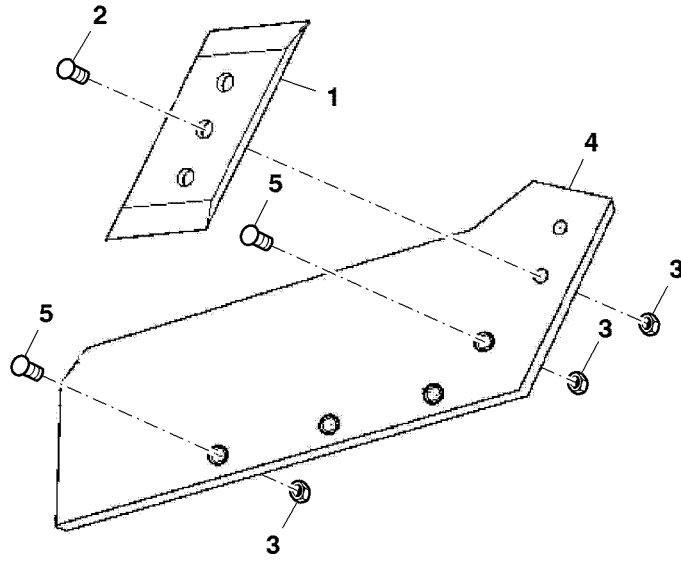
Slatted Body (2/2)  
 Ребристый корпус (2/2)  
 PY57578 A.1



PY57578

Key	Part No.	Part Name	Qty.	Serial No.	Remarks
1	5GBVI2827	Screw	2		M12 X 45
2	5GB980DV12NA	Lock	26		
3	5GB27200701	Screw	2		
4	5GB934D20N	Nut	4		M20
5	5GB27201101	Washer	4		
6	5GB27200605	Bracket	1		RH
	5GB27200606	Bracket	1		LH
7	5GBVI2826	Screw	2		M20 X 45
8	5GB934D20PA	Nut	4		M20
9	5GB127DB20A	Spring Washer	4		
10	5GB933D1240P	Bolt	8		M12 X 40
11	5GB126D14	Washer	2		
12	5GB27550601	Strutted LINK-RH	1		RH
	5GB27550602	Strutted LINK-LH	1		LH
13	5GB27310700	Washer	8		
14	5GB27004114	Bolt	16		M12 X 40
15	5GB27550101	Slat	1		RH
	5GB27550102	Slat	1		LH
16	5GB27550201	Slat	1		RH
	5GB27550202	Slat	1		LH
17	5GB27550301	Slat	1		RH
	5GB27550302	Slat	1		LH
18	5GB27550701	Slat	1		RH
	5GB27550702	Slat	1		LH
19	5GB936D24PL	Nut	2		M24

Option Share + Point  
Опция Share + Point  
PY57579 A.1

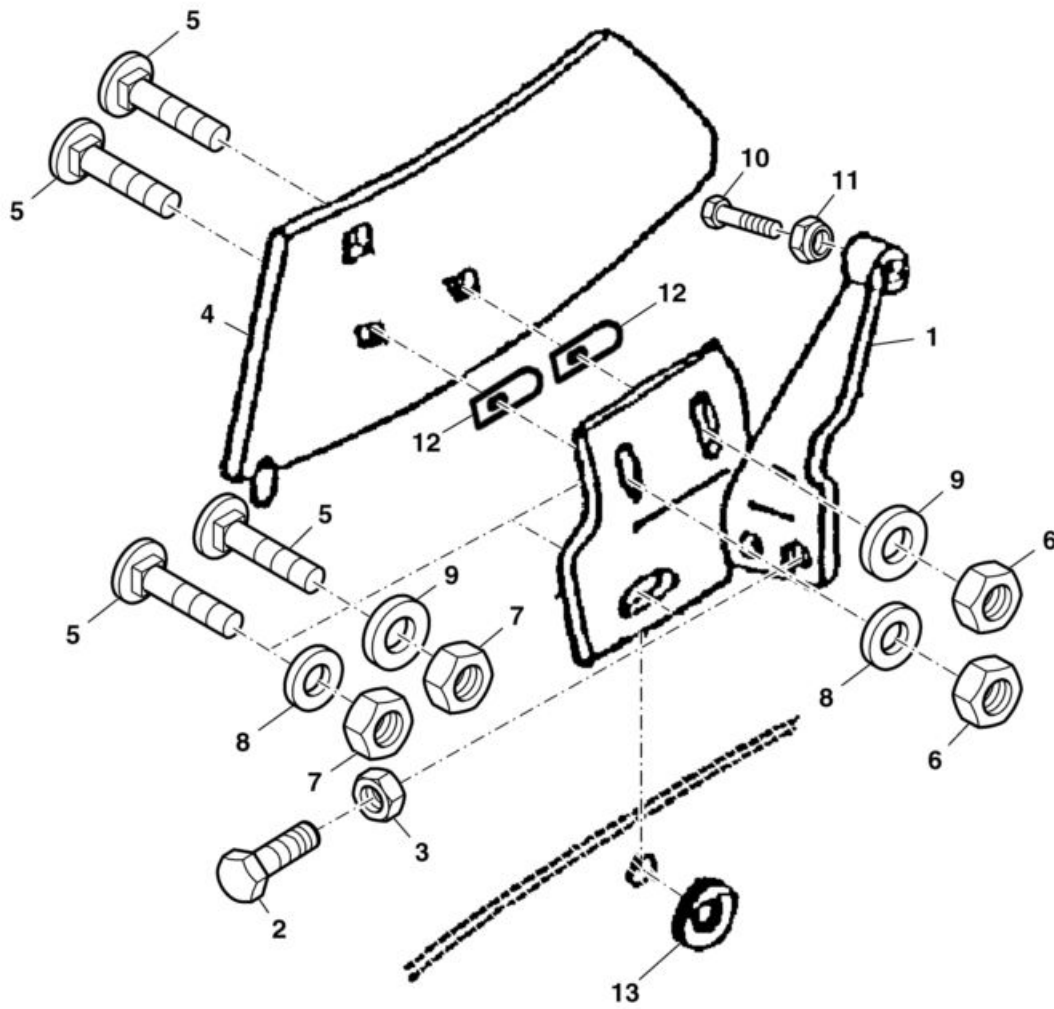


PY57579

Key	Part No.	Part Name	Qty.	Serial No.	Remarks
1	5GB27510902	Point	1		LH
2	5GB27004114	Bolt	4		M12 X 40
3	5GB934D12M	Nut	12		M12
4	5GB27512202	Plow Share	1		LH
5	5GB27002605	Screw	8		M12 X 35
6	5GB27512201	Plow Share	1		RH
7	5GB27510901	Point	1		RH

P  
R  
O  
O  
F  
P  
R  
O  
O  
F

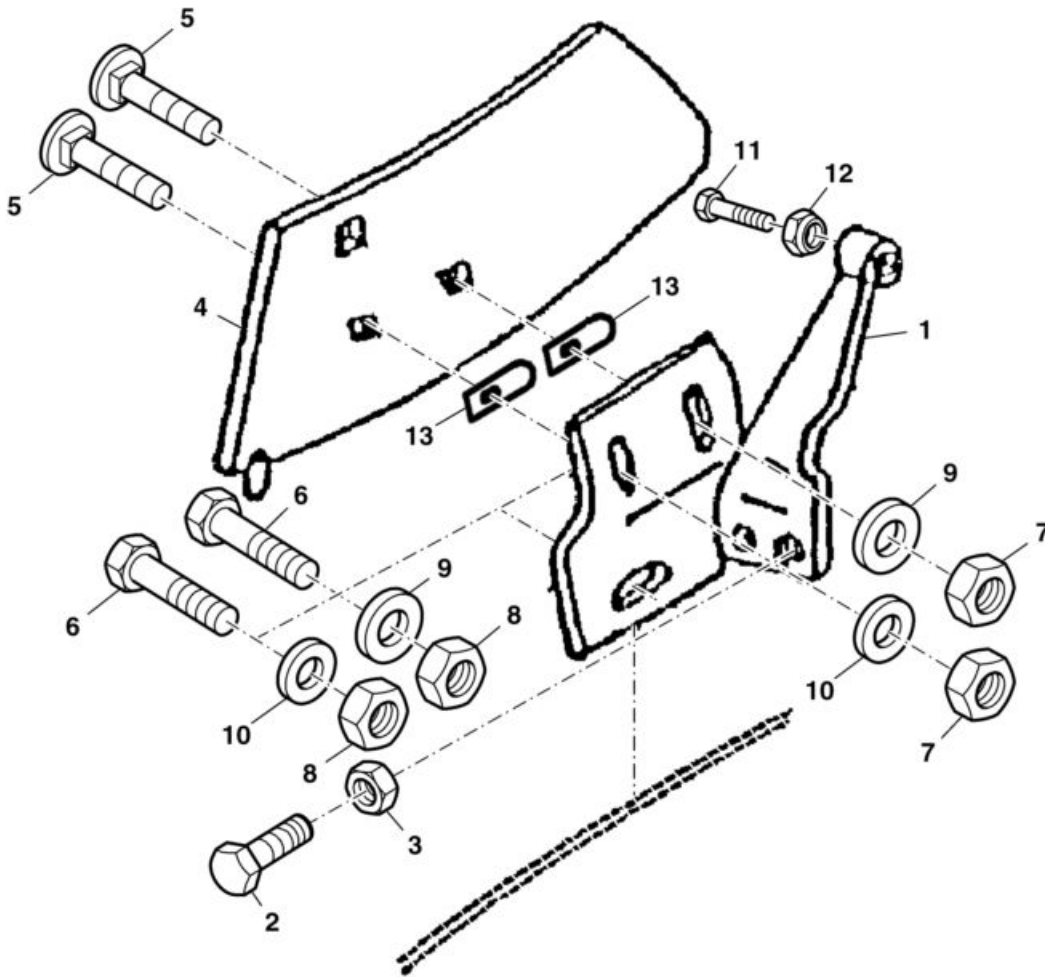
Body  
Корпус  
PY57648 A.1



PY57648

Key	Part No.	Part Name	Qty.	Serial No.	Remarks
..	5GBG2729003	Fender	1		RH
..	5GBG2729004	Fender	1		LH
1	5GB27290701	Plate	1		RH
	5GB27290702	Plate	1		LH
2	5GBVI2830	Screw	1		M16 X 60
3	5GB936D16P	Nut	1		M16
4	5GB27290101	Ripper	1		RH
	5GB27290102	Ripper	1		LH
5	5GB27002605	Screw	5		M12 X 35
6	5GB934D12M	Nut	3		M12
7	5GB980DV12M	Lock	2		
8	5GB64370001	Washer	2		
9	5GB64366003	Washer	3		
10	5GBVI2824	Screw	1		M10 X 50
11	5GB934D10PA	Nut	1		M10
12	5GB27310700	Washer	2		
13	5GB27200500	Washer	2		

Body  
Корпус  
PY57649 A.1



PY57649

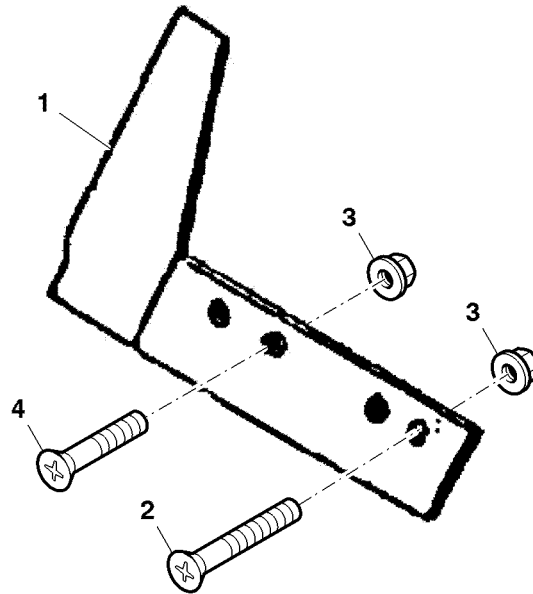




Key	Part No.	Part Name	Qty.	Serial No.	Remarks
..	5GBG2729018	Fender	1		
..	5GBG2729019	Fender	1		
1	5GB27290701	Plate	1		RH
	5GB27290702	Plate	1		LH
2	5GBVI2830	Screw	1		M16 X 60
3	5GB936D16P	Nut	1		M16
4	5GB27290101	Ripper	1		RH
	5GB27290102	Ripper	1		LH
5	5GB27002605	Screw	5		M12 X 35
6	5GB27004114	Bolt	2		M12 X 40
7	5GB934D12M	Nut	3		M12
8	5GB980DV12M	Lock	2		
9	5GB64370001	Washer	2		
10	5GB64366003	Washer	3		
11	5GBVI2824	Screw	1		M10 X 50
12	5GB934D10PA	Nut	1		M10
13	5GB27310700	Washer	2		

**Wing Coulter**  
**Крыльчатый сошник**

PY57650 A.1



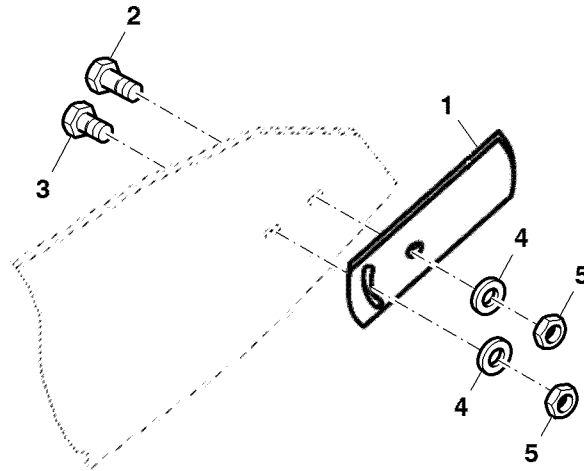
## PY57650

Key	Part No.	Part Name	Qty.	Serial No.	Remarks
1	5GB27511001	Disk Colter	1		RH
	5GB27511002	Disk Colter	1		LH
2	5GB608D1290M	Screw	1		M12 X 90
3	5GB934D12N	Nut	2		M12
4	5GB27002610	Screw	1		M12 X 55

P  
R  
O  
O  
F

Extension Mouldboard BP351W  
Удлинитель отвала BP351W

PY57651 A.1

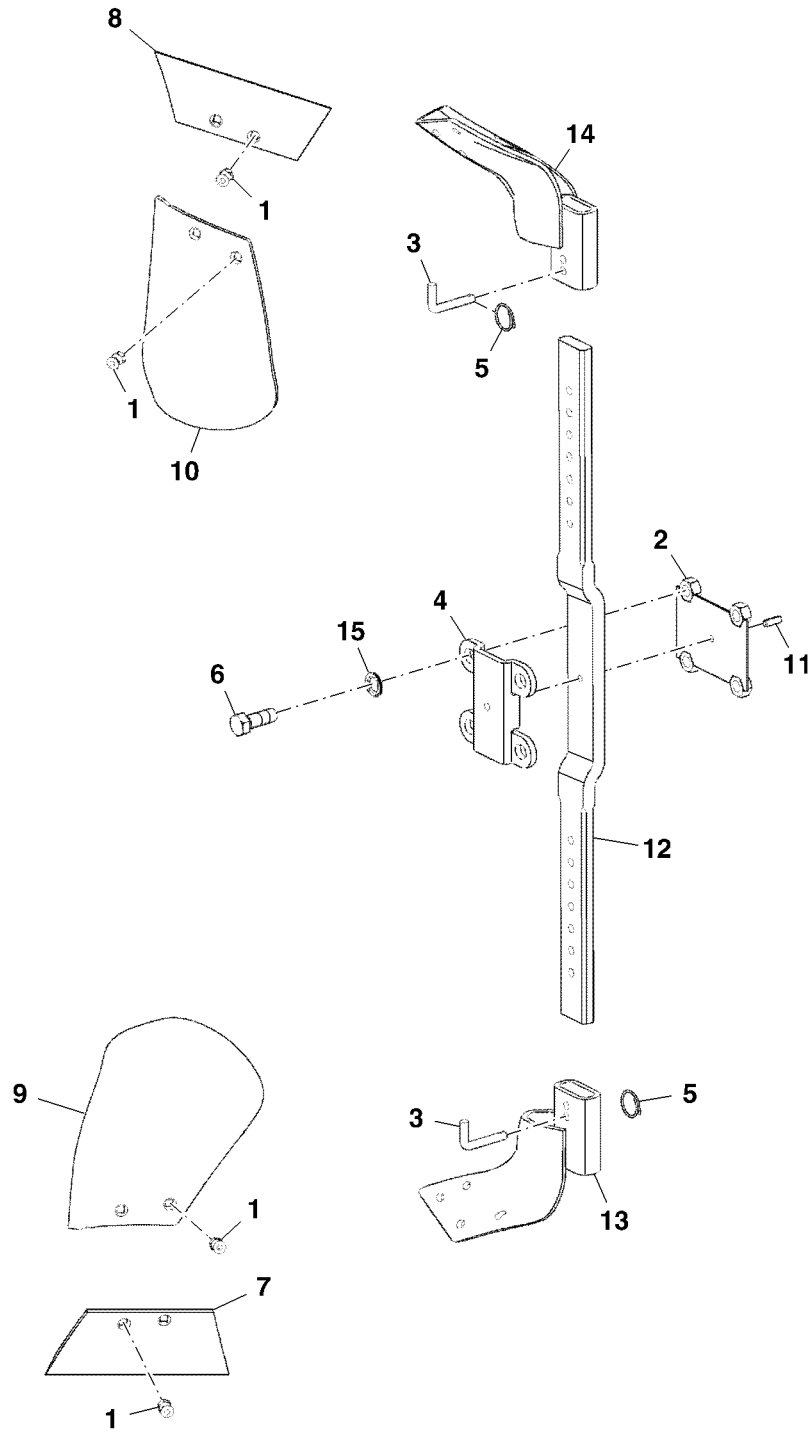


## PY57651

Key	Part No.	Part Name	Qty.	Serial No.	Remarks
1	5GB27011901	Extension	1		RH
	5GB27011902	Extension	1		LH
2	5GB27002603	Screw	2		M12 X 30
3	5GB27002610	Screw	2		M12 X 55
4	5GB27200500	Washer	4		
5	5GB980DV12NA	Lock	4		

Vari-Fix Skimmers Model 212B  
 Предплужники Vari-Fix модели 212B

PY57653 A.1

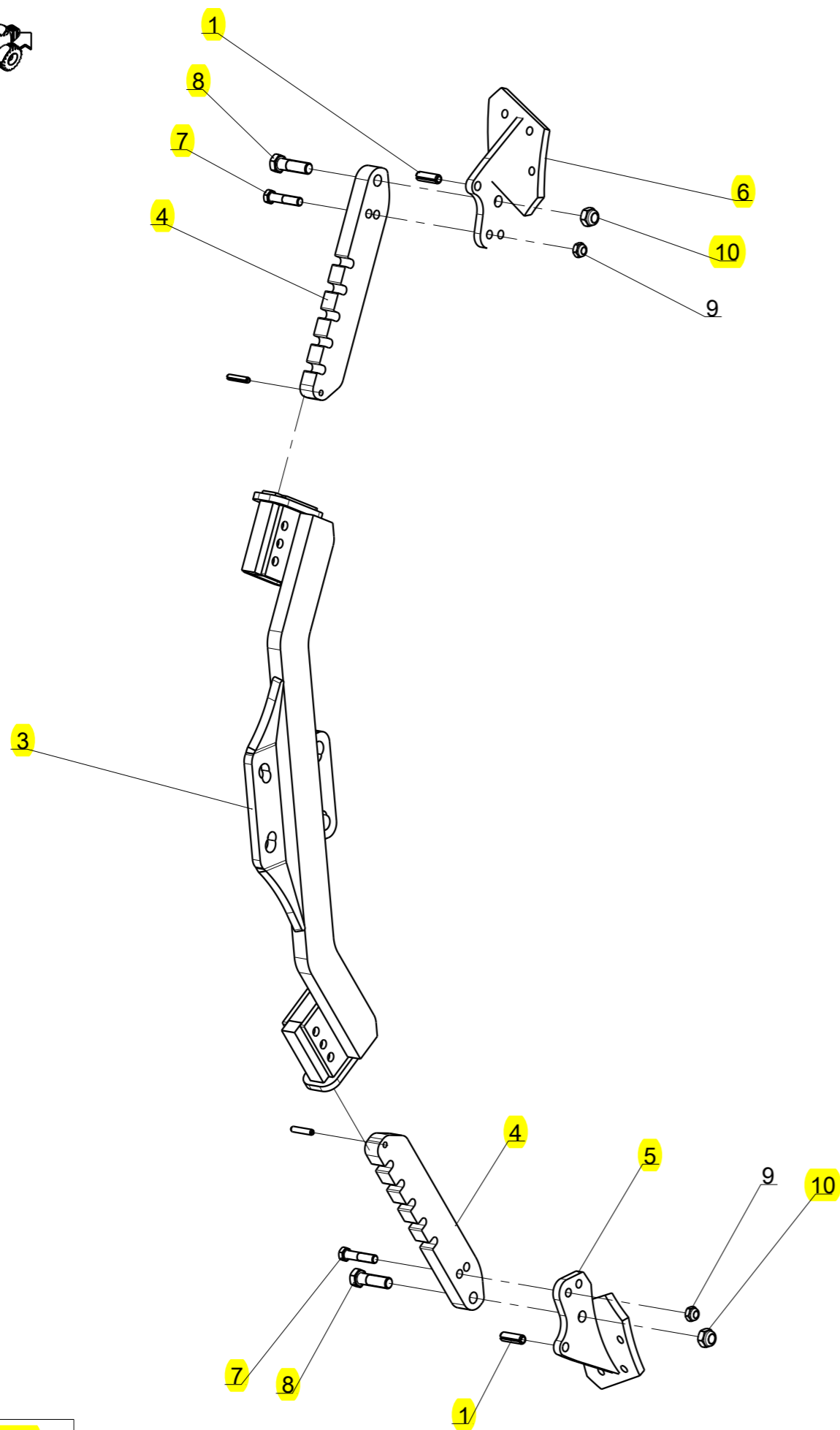


PY57653

Key	Part No.	Part Name	Qty.	Serial No.	Remarks
1	5GBVI1314	Screw	8		
2	5GB27544001	Lock	1		
3	5GB62412902	Pin	2		
4	5GB27542602	Plate	1		
5	5GB66081207	Clip	2		
6	5GBVI2825	Screw	4		M20 X 55
7	5GB27150502	Plow Share	1		LH
8	5GB27150501	Plow Share	1		RH
9	5GB27150702	Shin	1		LH
10	5GB27150701	Shin	1		RH
11	5GB1481D1030	Spring	1		
12	5GB27543001	Shaft	1		RH
13	5GB27542902	Frog	1		LH
14	5GB27542901	Frog	1		RH
15	5GB6916D21A	Washer	4		

P  
R  
O  
O  
F  
  
P  
R  
O  
O  
F

## Support skimmers Vari Heavy Duty



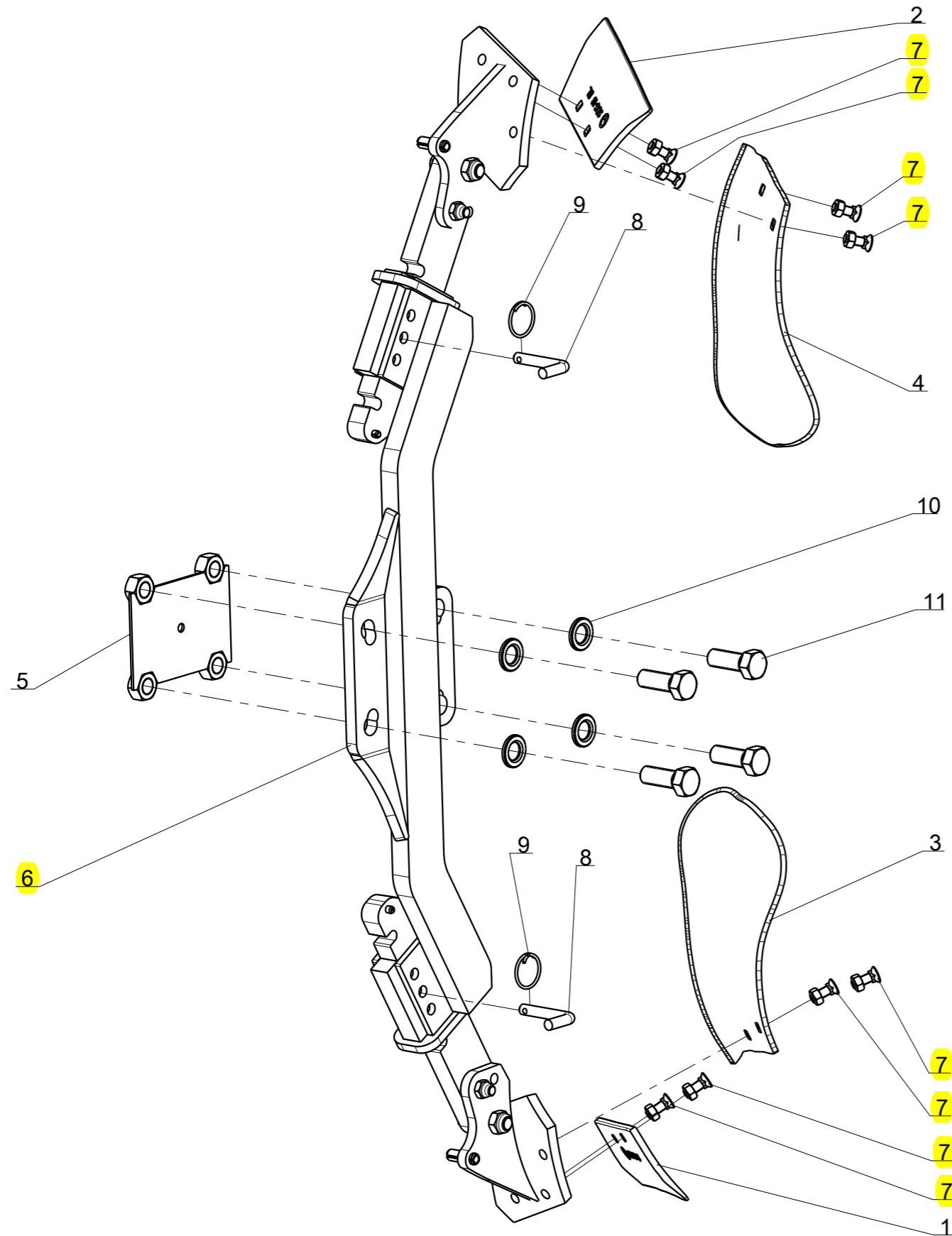
Repere	Quantite	Reference	Designation
1	2	5GB14811340A	Spring Pin 13 X 40 ISO8752 Z
2	2	5GB1481D840A	Spring Pin 8 X 40 ISO8752 Z
3	1	5GB27544232	Support skimmer
4	2	5GB27544239	Skimmer leg 350 mm
5	1	5GB27544244	Skimmer bracket, R.H.
6	1	5GB27544245	Skimmer bracket, R.H.
7	2	5GB9311255NA	Hex. Screw M12 x 55 Zinc 10.9
8	2	5GB9311655NA	Hex. Screw M16 x 55 Zinc 10.9
9	2	5GBVJ 322	Nyloc nut std H M 12 - 8 ZNBL
10	2	5GBVJ 324	Nyloc nut std H M 16 - 8 ZNBL

5GB27544231

05-Jun-15

Revision : B  
Ma J : 30-Oct-15

# Skimmer VHD 212 B cpl.



Repere	Quantite	Reference	Designation
1	1	5GB27150501	Skimmer share R.H.
2	1	5GB27150502	Skimmer share L.H.
3	1	5GB27150701	Skimmer shin R.H.
4	1	5GB27150702	Skimmer shin L.H.
5	1	5GB27544001	Lock plate
6	1	5GB27544231	Support skimmers Vari Heavy Duty
7	8	5GB6081030PA	Bolt 608-8.8 Z M10x30+MU
8	2	5GB62412902	Pin TB-12x50
9	2	5GB66081207	Circlip
10	4	5GB6916D21A	Washer 21 Z
11	4	5GBVI 28 25	Screw H M20x 55 - 8.8 ZNBL

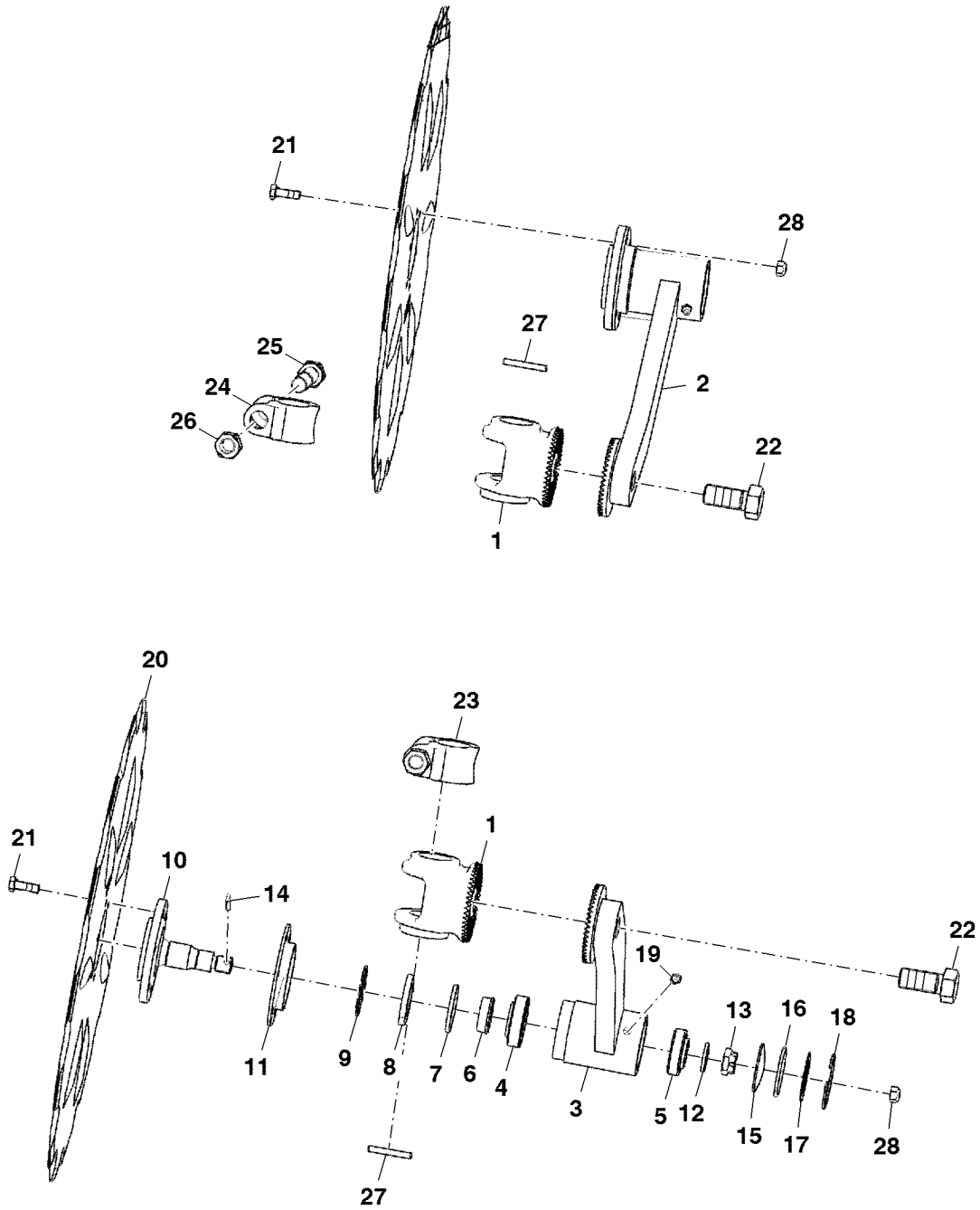
5GB27544230

04-Jun-15

Revision : B  
Ma J : 12-Nov-15

Kilt Coulter DOK D510 (Pair)  
 Комплект сошников DOK D510 (пара)

PY57581 A.1



PY57581



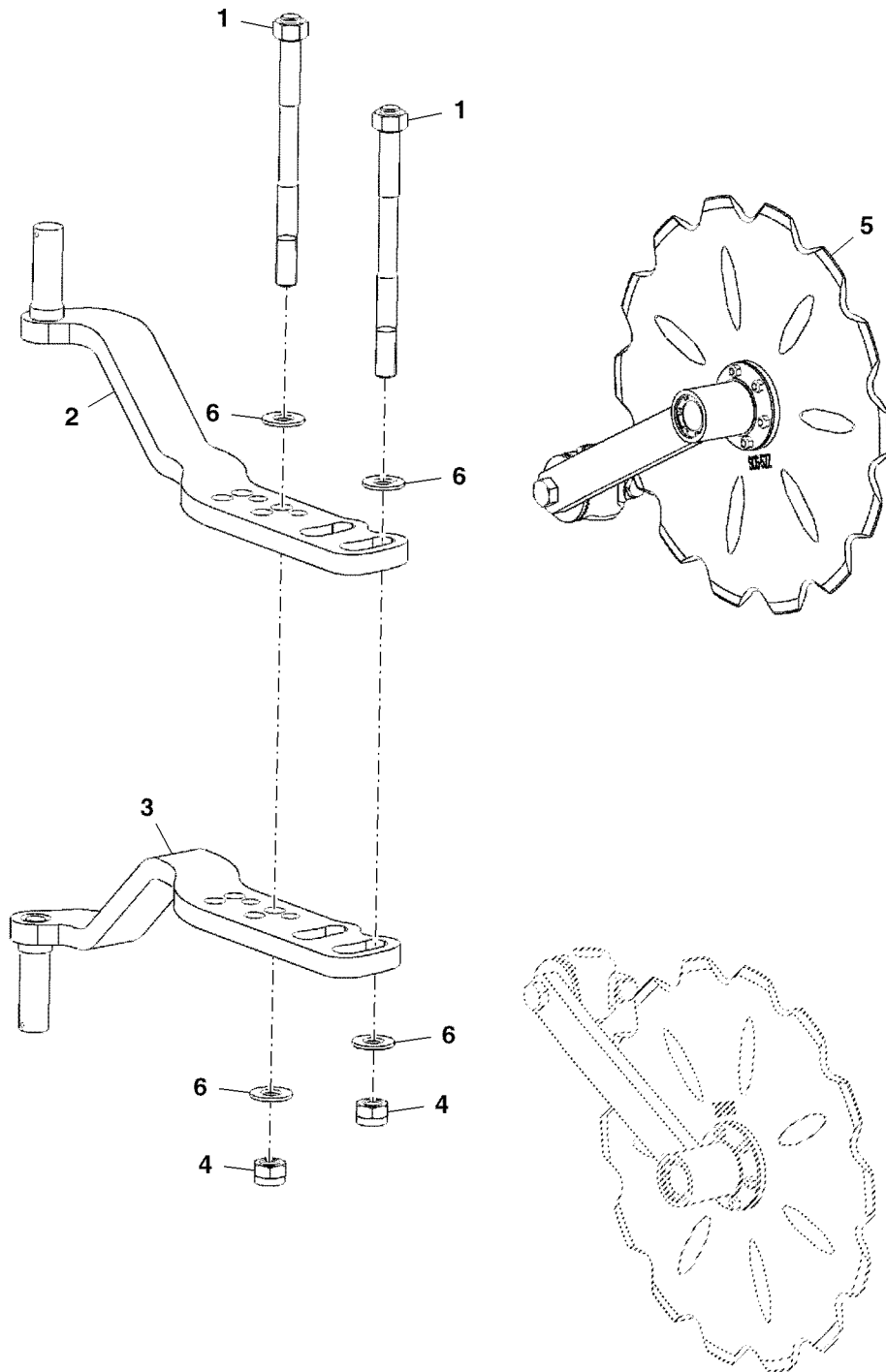


Key	Part No.	Part Name	Qty.	Serial No.	Remarks
1	5GB72102600	Bracket	2		
2	5GB72102902	Arm	2		
3	5GB72102802	Arm	1		
4	5GB720D30205	Tapered Roller Bearing	1		
5	5GB720D30204	Tapered Roller Bearing	1		
6	5GB72090007	Spacer	1		
7	5GB72090008	Cover	1		
8	5GB72090006	Washer	1		
9	5GB72090004	Spacer	1		
10	5GB72090800	Axle	1		
11	5GB72090005	Cap	1		
12	5GB126D175A	Washer	1		
13	5GB937D1615P	Nut	1		M16
14	5GB94D425A	Pin	1		
15	5GB470D50	End	1		
16	5GB72090009	Seal	1		
17	5GB72090010	Washer	1		
18	5GB984D522	Clip	1		
19	5GBVM214	Screw	1		
20	5GB72090102	Disk Colter	2		
21	5GB933D825NA	Screw	12		M8 X 25
22	5GBVI2826	Screw	2		M20 X 45
23	5GB72090011	Ring	2		
24	5GB72092800	Ring	1		
25	5GBVI3132	Screw	1		M16 X 75
26	5GB934D16PA	Nut	1		M16
27	5GB1481D645A	Spring	2		
28	5GB980DV8NA	Nut	12		M8

P  
R  
O  
O  
F

Disc Coultter Fix With Notched Disc Dia500  
Крепление дискового сошника с зубчатым диском диаметром 500


PY57655 A.1



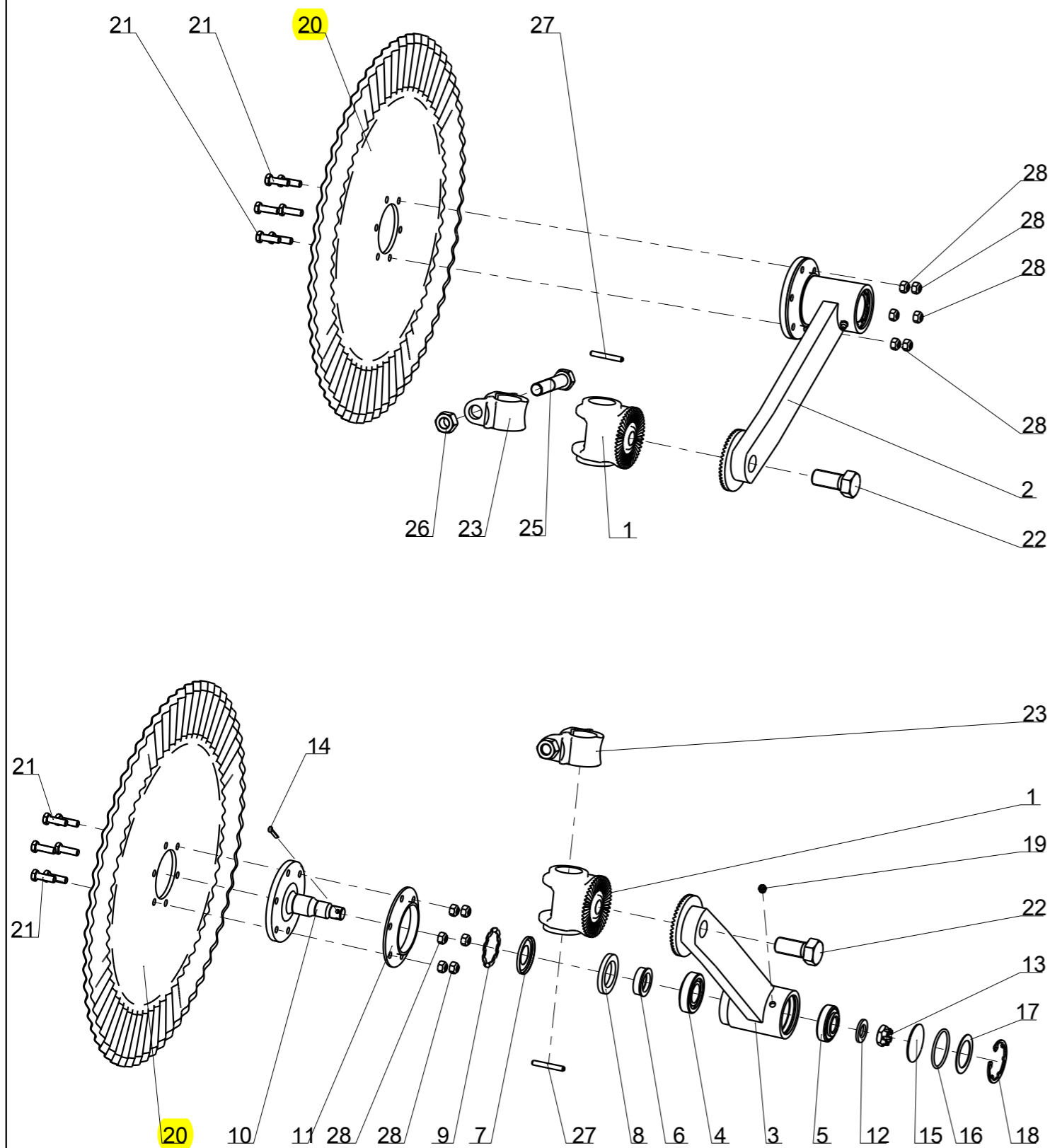
PY57655

Key	Part No.	Part Name	Qty.	Serial No.	Remarks
1	5GB47880851	Axle	2		
2	5GB47880860	Support	1		LH
3	5GB47880865	Support	1		RH
4	5GB985D24PA	Nut	2		M24
5	5GBG7210185	Colter Knife	1		
6	5GBVK510	Washer	4		

P  
R  
O  
O  
F  
  
P  
R  
O  
O  
F



## Kit Disc coulter fixed, Fluted disc 20" 6 holes



Repere	Niveau	Quantite	Reference	Designation
1	2	2	5GB7210.26.00	Bracket
2	2	2	5GB7210.29.02	Arm disc coulter complet
3	3	1	5GB7210.28.02	Arm disc coulter
4	3	1	5GB720D30205	conical roller bearing-720 30205
5	3	1	5GB720D30204	conical roller bearing-720 30204
6	3	1	5GB7209.00.07	Spacer ring
7	3	1	5GB7209.00.08	Nilosring
8	3	1	5GB7209.00.06	Washer
9	3	1	5GB7209.00.04	Spacer
10	3	1	5GB7209.08.00	Axle
11	3	1	5GB7209.00.05	Dust cap
12	3	1	5GB126D17.5A	Washer 17,5 ISO7091 ZNBL
13	3	1	5GB937D1615P	Castellated nut M16x1,5 DIN937-8.8
14	3	1	5GB94D425A	Cotter pin 4x 25 ISO1234 Z
15	3	1	5GB470 D50	End lid
16	3	1	5GB7209.00.09	O-seal
17	3	1	5GB7209.00.10	Washer
18	3	1	5GB984 D522	Circlip seeger
19	3	1	5GBVM 214	Grease nipple - M8, thread100
20	2	2	5GB7214.00.01	Fluted coulter blade 20" 6 holes
21	2	12	5GB933D825NA	Hex. Screw M8x25 ISO4017-10.9 Zinc
22	2	2	5GBVI 28 26	Screw H M20x 45 - 8.8 ZNBL
23	2	2	5GB7209.00.11	Complet clamping ring UW-44
24	3	1	5GB7209.28.00	Clamping ring
25	3	1	5GBVI 31 32	Screw H M16x 75 - 8.8 ZNBL
26	3	1	5GB934D16PA	Nut std H M16 - thread 200 Zingue
27	2	2	5GB1481D645A	Spring Pin 6 X 45 ISO8752 Z
28	2	12	5GB980DV8NA	Nut M8 Zinc 10.9

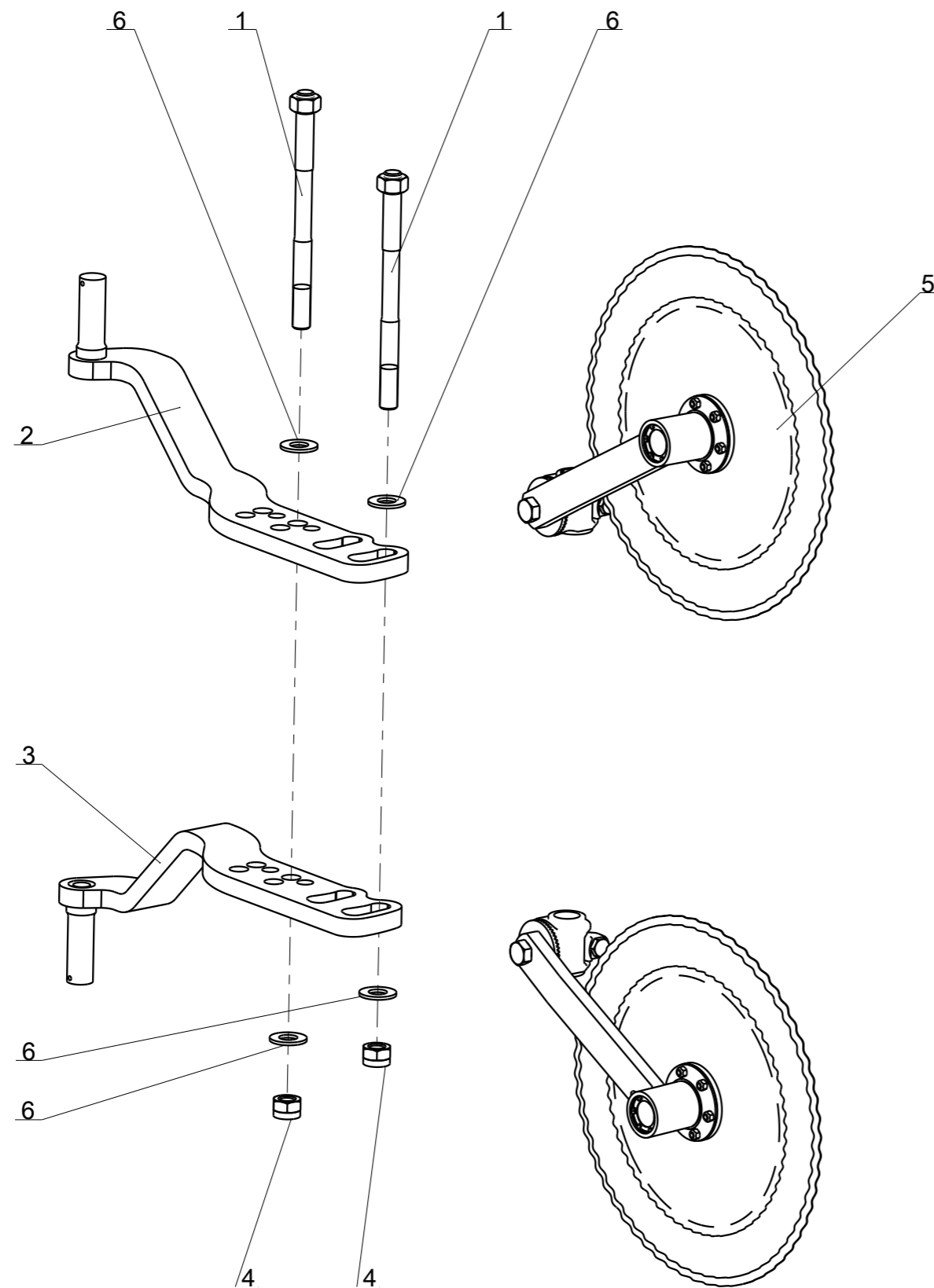
5GBG7210/250

24-Mar-15

Revision : A  
M a J :

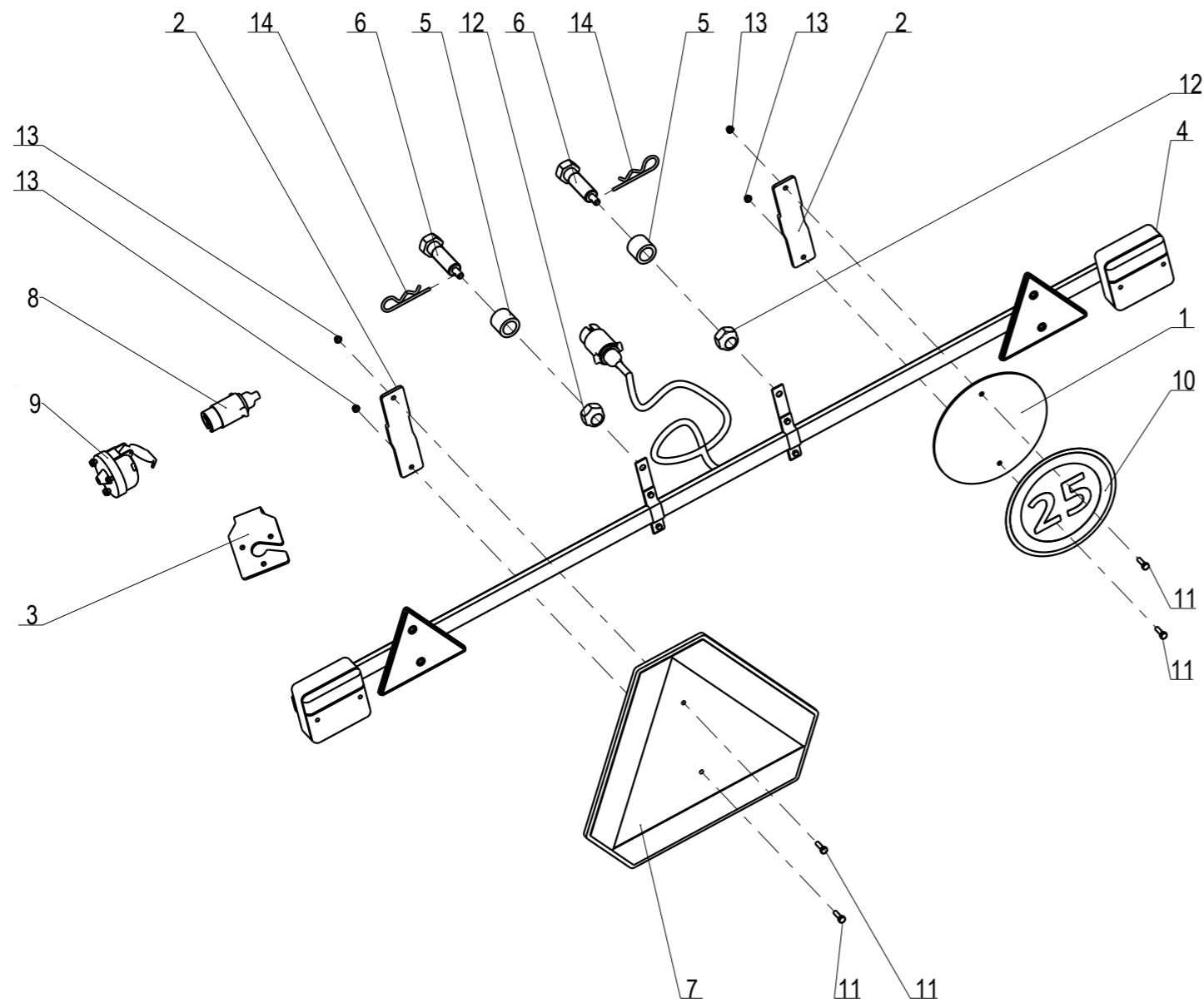



## Disc coultter fixed with fluted disc 20" 6 holes



<i>Index / Справка</i>	<i>Qty</i>	<i>Reference</i>	<i>Designation</i>
1	2	5GB4788.08.51	Axle M24x305
2	1	5GB4788.08.60	Support disc coultter L.H.
3	1	5GB4788.08.65	Support disc coultter R.H.
4	2	5GB985D24PA	Nut HFR M24 - 8 ZNBL
<b>5</b>	<b>1</b>	<b>5GBG7210/250</b>	<b>Kit Disc coultter fixed, Fluted disc 20" 6 holes</b>
6	4	5GBVK 510	Flat washer MU24 ZNBL

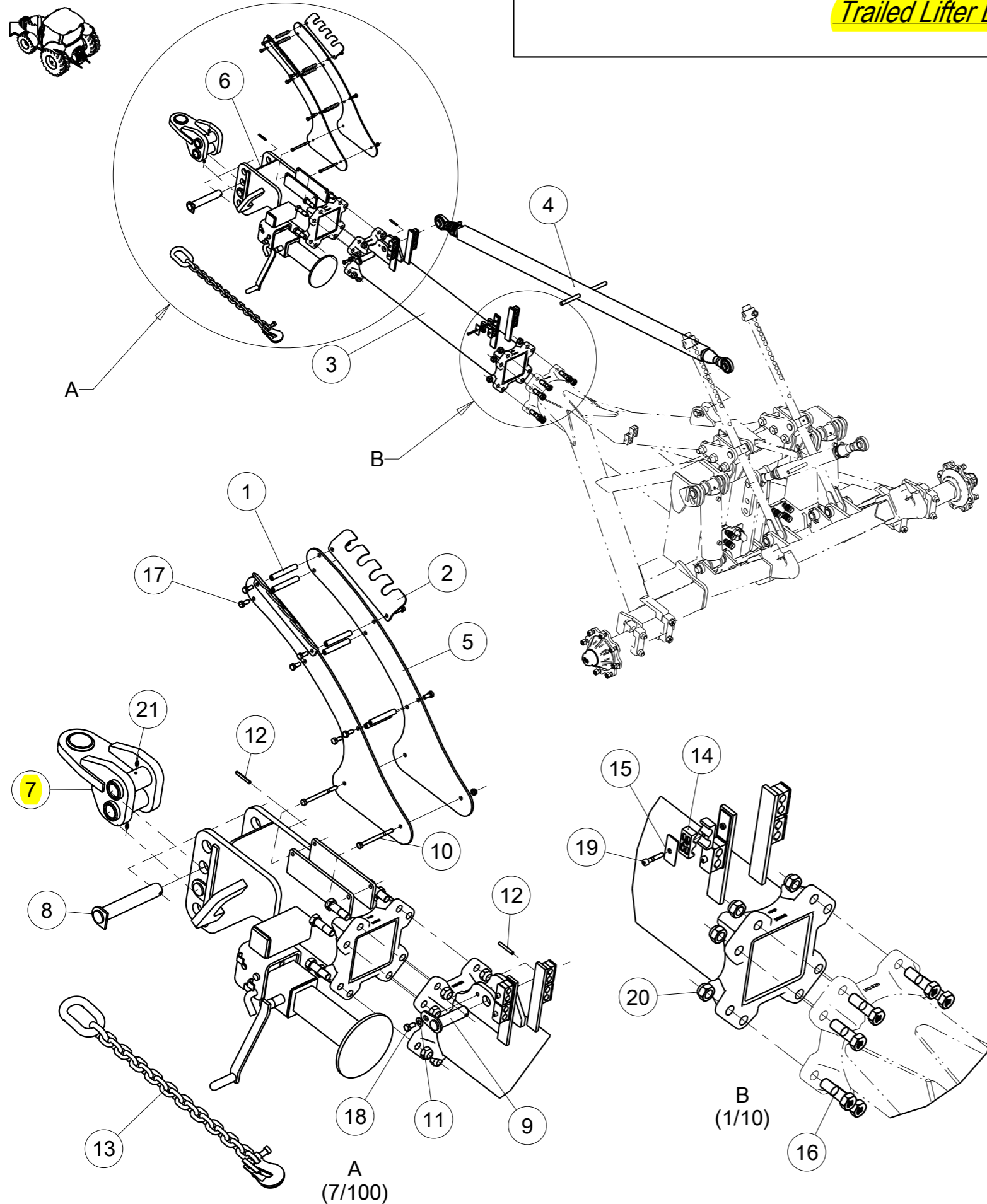
# Rear lighting kit M22



Index	Qty	Reference	Designation
1	1	5GB1 214 186	Support Adhesive 25km/h
2	2	5GB1 214 192	Flange
3	1	5GB1 214 198	7 pin plug holder
4	1	5GB1 214 199	Rear trailer board
5	2	5GB1 215 150	Sleeve extension Front double
6	2	5GB1 291 156	Special screw for lighting board H M22x90
7	1	5GB6103.16.65	triangle signaling
8	1	5GB850 100 385	Male electrical outlet
9	1	5GB850 101 785	Electrical outlet, 7 pin, female
10	1	5GB9998.25.04	Adhesive 25km/h Russia
11	4	5GBVI 26 03	Screw H M6x 20 - 8.8 ZNBL
12	2	5GBVJ 329	Nyloc nut std H M 22- 8 ZNBL
13	4	5GBVJ 340	Nyloc nut std H M 6 - 8 ZNBL
14	2	5GBVL 002	R Clip - 4, Z

P  
R  
O  
O  
F  
P  
R  
O  
O  
F

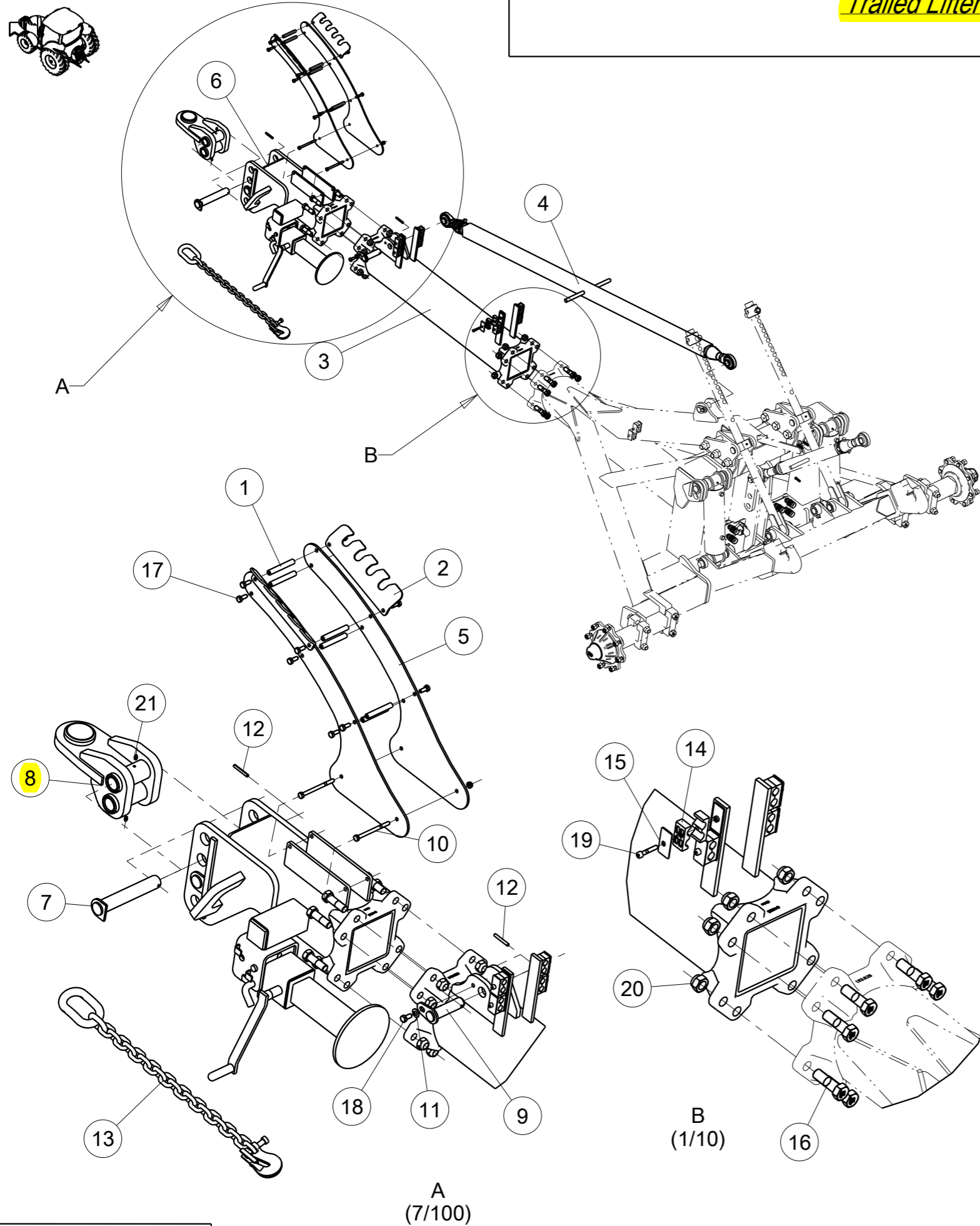
## Trailed Lifter Dia55



Index	Quantité	Reference	Designation
1	6	5GB060 403 890	Spacer D:15mm - Lg:100mm
2	2	5GB060 403 990	Hose holder push pull part
3	1	5GB090 100 100	Drawbar extension - Lg:1350mm
4	1	5GB090 100 570	Top link reinforcement
5	2	5GB090 100 590	Hydraulic hoses support
6	1	5GB090 100 800	Drawbar with park stand - Lg:550mm
7	1	5GB090 100 900	Conical hitch - D:55mm
8	2	5GB090 101 000	Axle D:40mm - Lg:236-222mm
9	2	5GB100 708 800	Axle D:32mm - Lg:130mm
10	2	5GB800 510 800	Screw H M10x130 - 8.8 ZNBL
11	2	5GB804 200 100	Washer M12 Galvanized
12	8	5GB806 300 800	Roll pin 8 - 60
13	1	5GB850 123 292	Security chain - Lg:1500mm
14	24	5GB851 020 593	Double clamp - D:20mm
15	12	5GB851 033 493	Plate of clamp
16	16	5GBVI 34 18	Screw H M22x 70 - 10.9 ZNBL, thread /34mm, thread150
17	12	5GBVI 40 03	Screw H M10x 25 - 8.8 ZNBL
18	2	5GBVI 41 03	Screw H M12x 25 - 8.8 ZNBL
19	12	5GBVI 48 29	Screw CHc M8x 45 - 8.8 Black
20	16	5GBVJ 330	Nyloc nut std H M 22 - 8 ZNBL - thread 150
21	8	5GBVM 201	Grease nipple - M8, thread125



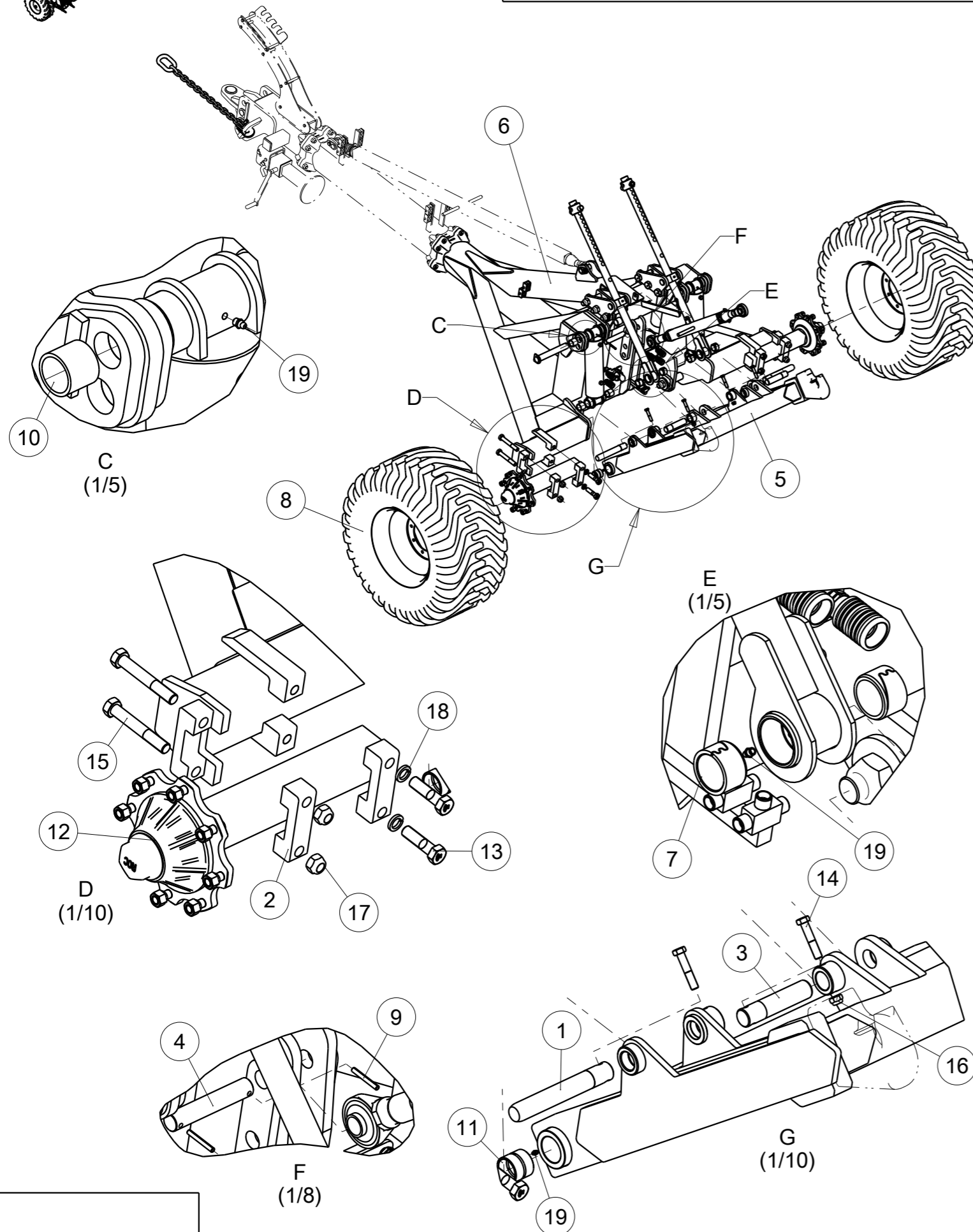
# Trailed Lifter Dia65



Index	Quantité	Reference	Designation
1	6	5GB060 403 890	Spacer D:15mm - Lg:100mm
2	2	5GB060 403 990	Hose holder push pull part
3	1	5GB090 100 100	Drawbar extension - Lg:1350mm
4	1	5GB090 100 570	Top link reinforcement
5	2	5GB090 100 590	Hydraulic hoses support
6	1	5GB090 100 800	Drawbar with park stand - Lg:550mm
7	2	5GB090 101 000	Axle D:40mm - Lg:236-222mm
8	1	5GB090 102 000	Setting drawbar Ø65
9	2	5GB100 708 800	Axle D:32mm - Lg:130mm
10	2	5GB800 510 800	Screw H M10x130 - 8.8 ZNBL
11	2	5GB804 200 100	Washer M12 Galvanized
12	8	5GB806 300 800 Z	Roll pin 8 - 60
13	1	5GB850 123 292	Security chain - Lg:1500mm
14	24	5GB851 020 593	Double clamp - D:20mm
15	12	5GB851 033 493	Plate of clamp
16	16	5GBVI 34 18	Screw H M22x 70 - 10.9 ZNBL, thread /34mm, thread150
17	12	5GBVI 40 03	Screw H M10x 25 - 8.8 ZNBL
18	2	5GBVI 41 03	Screw H M12x 25 - 8.8 ZNBL
19	12	5GBVI 48 29	Screw CHc M8x 45 - 8.8 Black
20	16	5GBVJ 330	Nyloc nut std H M 22 - 8 ZNBL - thread 150
21	8	5GBVM 201	Grease nipple - M8, thread125

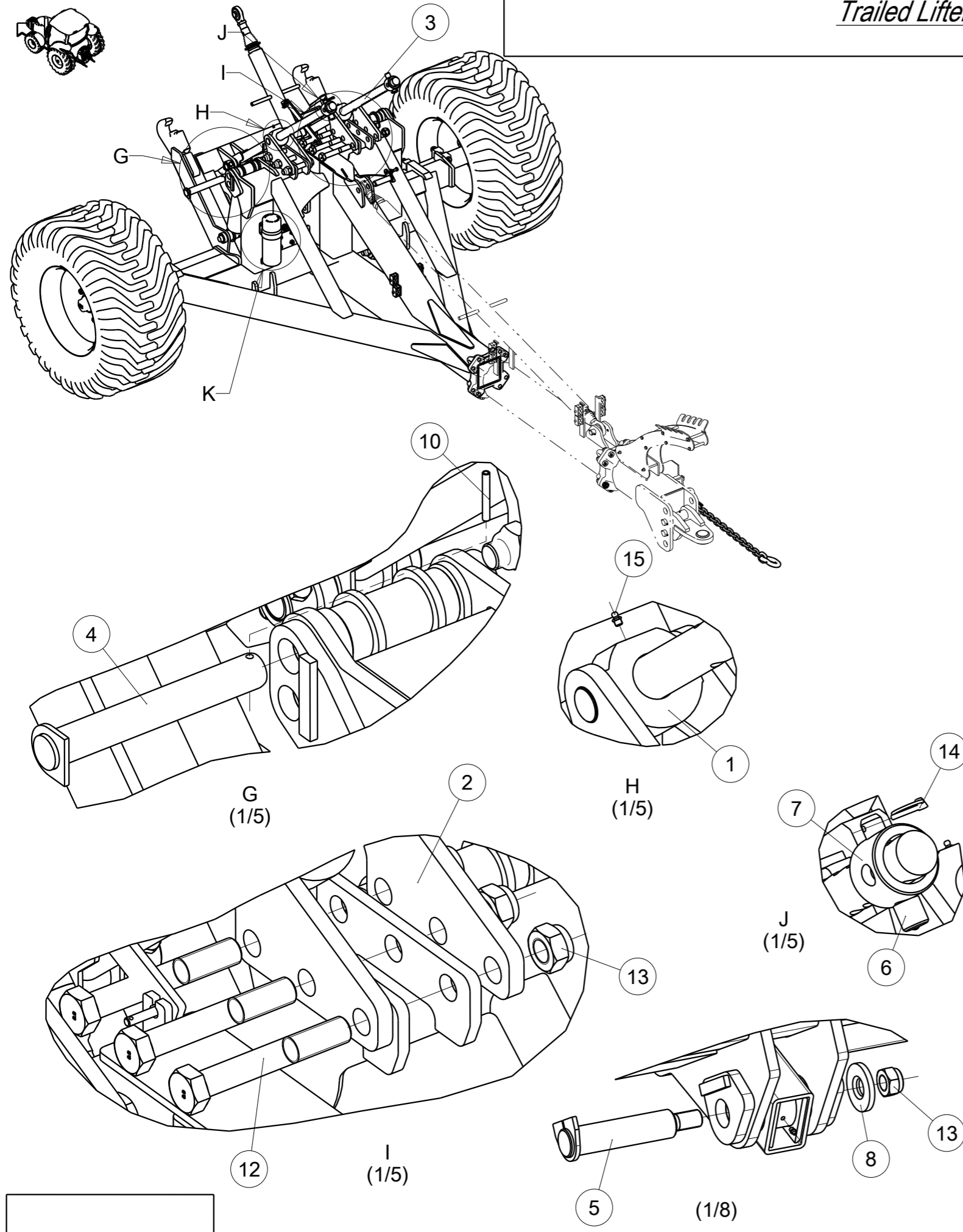


# Trailed Lifter

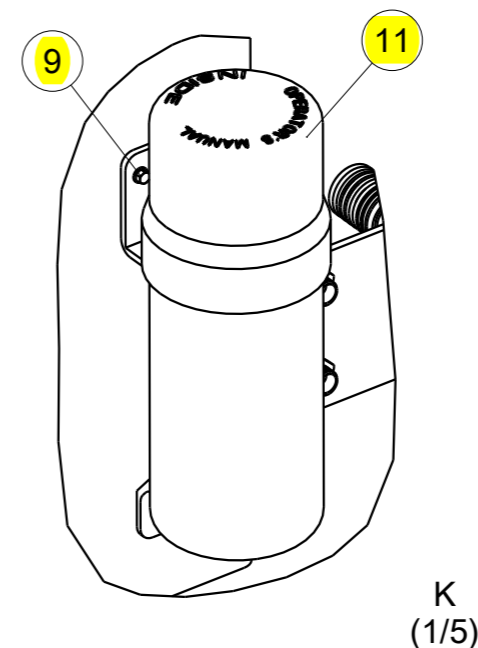


Index	Quantité	Reference	Designation
1	2	5GB060 000 290	Axle D:40mm - Lg:265mm
2	4	5GB060 100 108	Flange of wheel axle - S:80mm
3	2	5GB060 100 490	Pin D:40 lg: 180
4	1	5GB060 301 690	Axle D:32mm - Lg:175mm
5	1	5GB090 100 200	Rear hitch
6	1	5GB090 100 400	Central chassis
7	4	5GB194 856	Connex bushing - Dia40x50, lg. : 30 mm
8			Wheel 560/60R22,5 TL 161E 8/0
9	8	5GB806 300 800	Roll pin 8 - 60
10	4	5GB850 100 886	Wearing bush D:48x40 - Lg:40mm
11	4	5GB850 101 886	Steel bush 58x50mm - Lg:50mm
12	2	5GB851 004 094	1/2 wheel axle 808 NB - W:550mm
13	4	5GBM 212 418	Screw H M24x 90 - 8.8 ZNBL
14	4	5GBVI 31 12	Screw H M16x 80 - 8.8 ZNBL
15	4	5GBVI 35 12	Screw H M24x160 - 8.8 ZNBL
16	4	5GBVJ 324	Nyloc nut std H M 16 - 8 ZNBL
17	4	5GBVJ 331	Nyloc nut std H M 24 - 8 ZNBL
18	4	5GBVK 312	Washer "Grower" W24 ZNBL
19	10	5GBVM 201	Grease nipple - M8, thread125

## Trailed Lifter

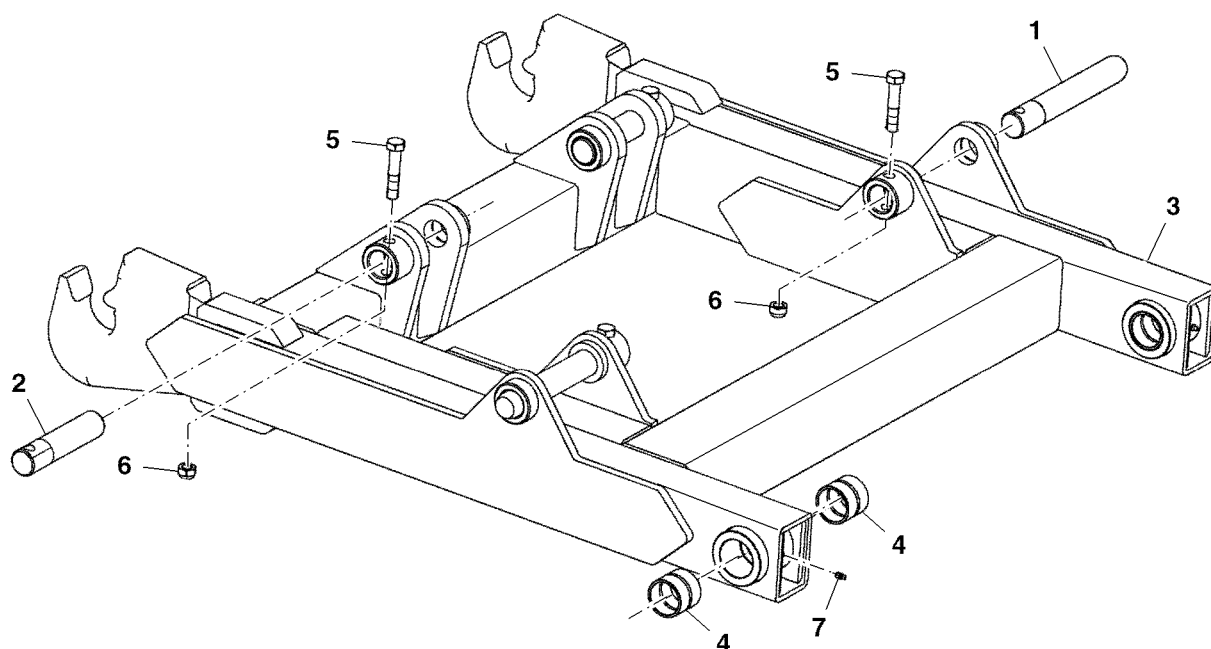


Index	Quantité	Reference	Designation
1	2	5GB090 100 490	Trunion nut D:50mm
2	4	5GB090 100 690	Plate of setting bar
3	2	5GB090 100 700	Setting bar of working depth - Lg:1300mm
4	2	5GB090 101 100	Axle D:40mm - Lg:276-262mm
5	2	5GB090 101 200	Axle D:50mm - Lg:251-196mm
6	2	5GB104 300 790	Axle D:24 - Lg:130
7	2	5GB107 702 090	Ring
8	2	5GB440 000 690	Washer D:85-31mm - Tk:10mm
9	3	5GB801 000 100	Self-tapping screw TH 5.5x38mm
10	6	5GB806 300 800	Roll pin 8 - 60
11	1	5GB810 101 700	Tube for instructions manual
12	6	5GBVI 37 03	Screw H M30x200 - 8.8 ZNBL
13	8	5GBVJ 334	Nyloc nut std H M 30 - 8 ZNBL
14	2	5GBVL 101	Lynch pin "Clips" Dia6 Z
15	6	5GBVM 201	Grease nipple - M8, thread125



**Rear Hitch**  
**Задняя сцепка**

PY57611 A.1



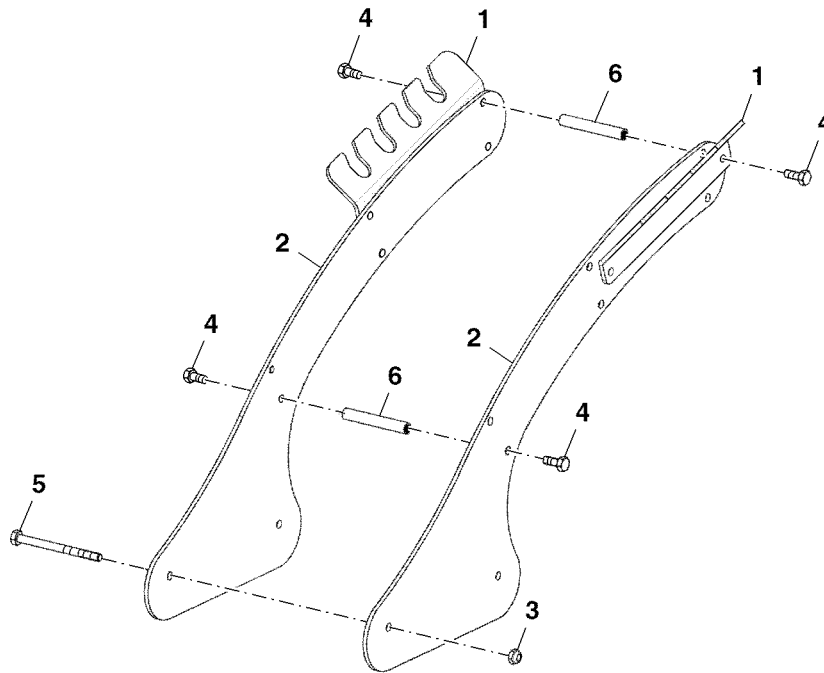
PY57611

Key	Part No.	Part Name	Qty.	Serial No.	Remarks
1	5GB060000290	Pin	2		
2	5GB060100490	Pin	2		
3	5GB090100200	Hitch	1		
4	5GB850101886	Ring	4		
5	5GBVI3112	Screw	4		M16 X 80
6	5GBVJ324	Nut	4		M16
7	5GBVM201	Grease	2		

P  
R  
O  
O  
F  
  
P  
R  
O  
O  
F

Hose Holder  
Шланговый держатель

PY57612 A.1



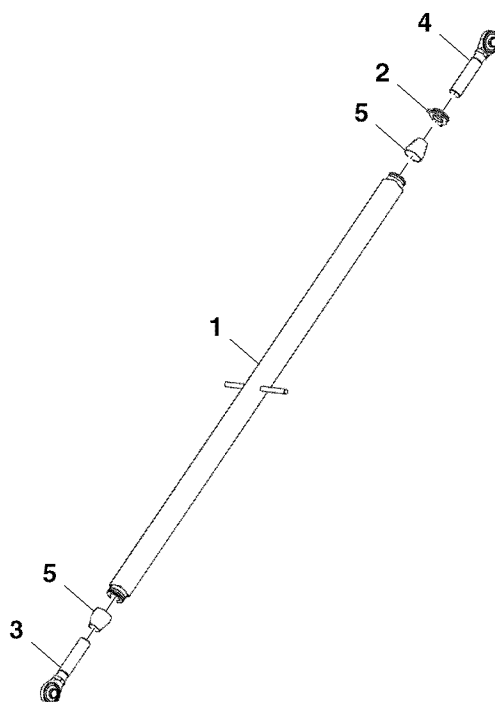
PY57612

Key	Part No.	Part Name	Qty.	Serial No.	Remarks
1	5GB060403990	Hose	2		
2	5GB090100590	Support	2		
3	5GBVJ321	Nut	2		M10
4	5GBV14003	Screw	12		M10 X 25
5	5GB800510800	Screw	2		M10 X 130
6	5GB060403890	Spacer	6		

P  
R  
O  
O  
F

**Top Link Reinforcement**  
**Элемент жесткости верхней тяги**

PY57613 A.1

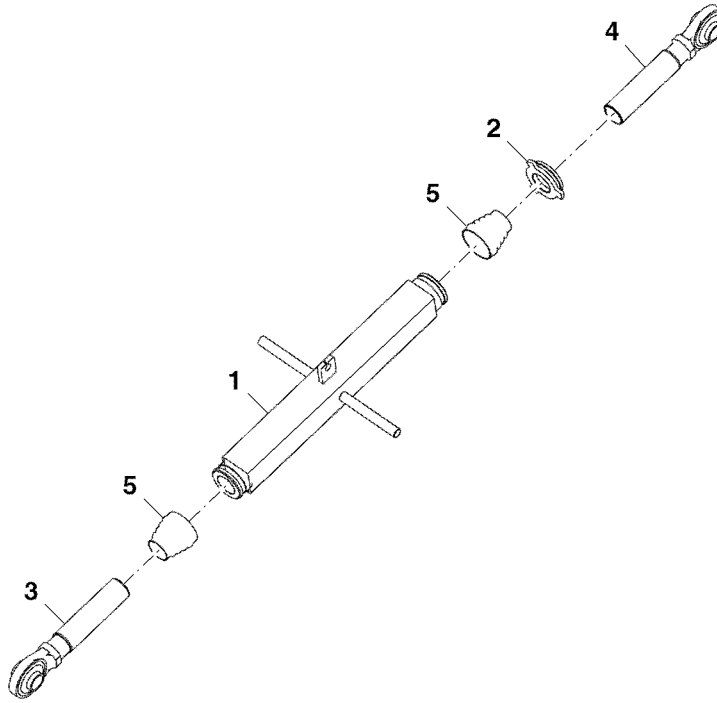


PY57613

Key	Part No.	Part Name	Qty.	Serial No.	Remarks
1	5GB090100500	Link	1		
2	5GB100711900	Nut	1		
3	5GB850100388	Bearing	1		
4	5GB850100488	Bearing	1		
5	5GB850104393	Link	2		

**Top Link**  
**Верхняя тяга**

PY57614 A.1



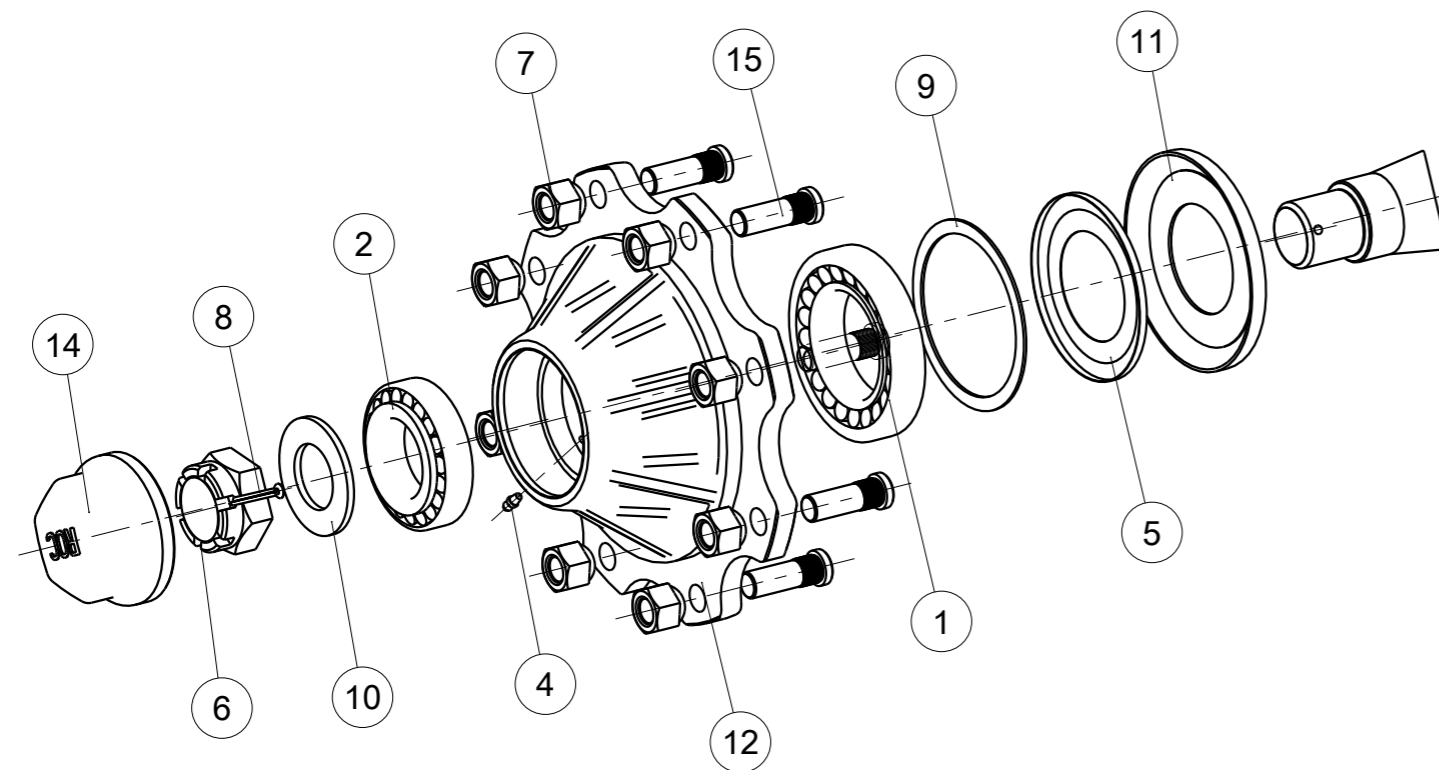
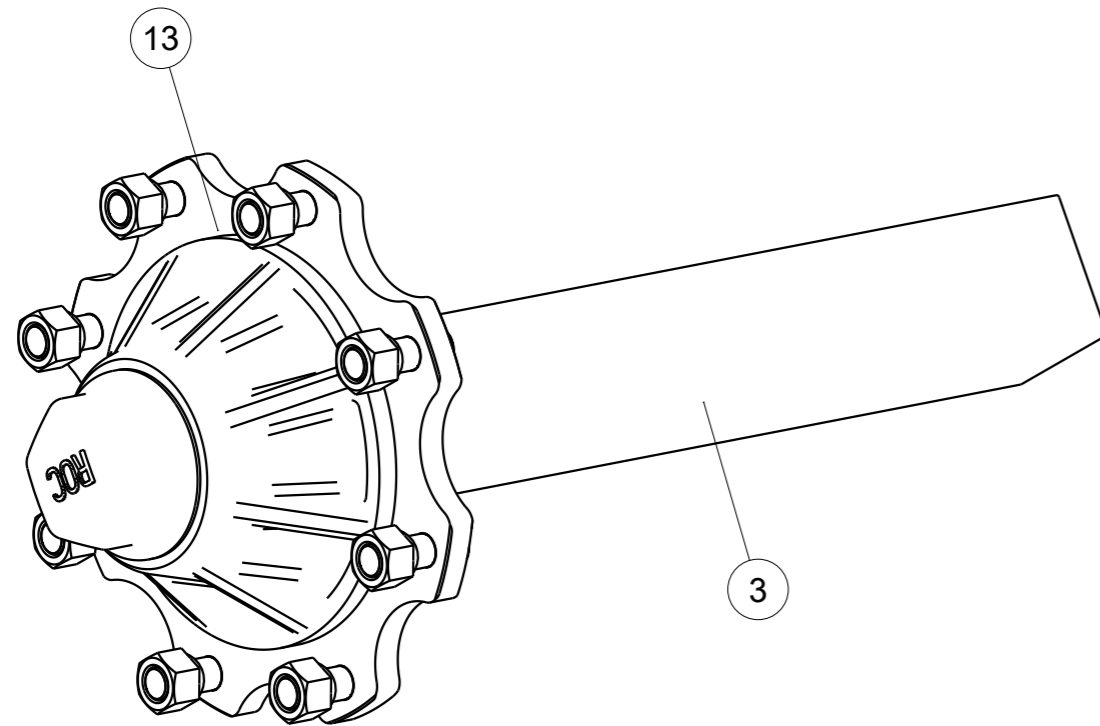
PY57614

Key	Part No.	Part Name	Qty.	Serial No.	Remarks
1	5GB061601200	Link	1		
2	5GB100711900	Nut	1		
3	5GB850100388	Bearing	1		
4	5GB850100488	Bearing	1		
5	5GB850104393	Link	2		

P  
R  
O  
O  
F



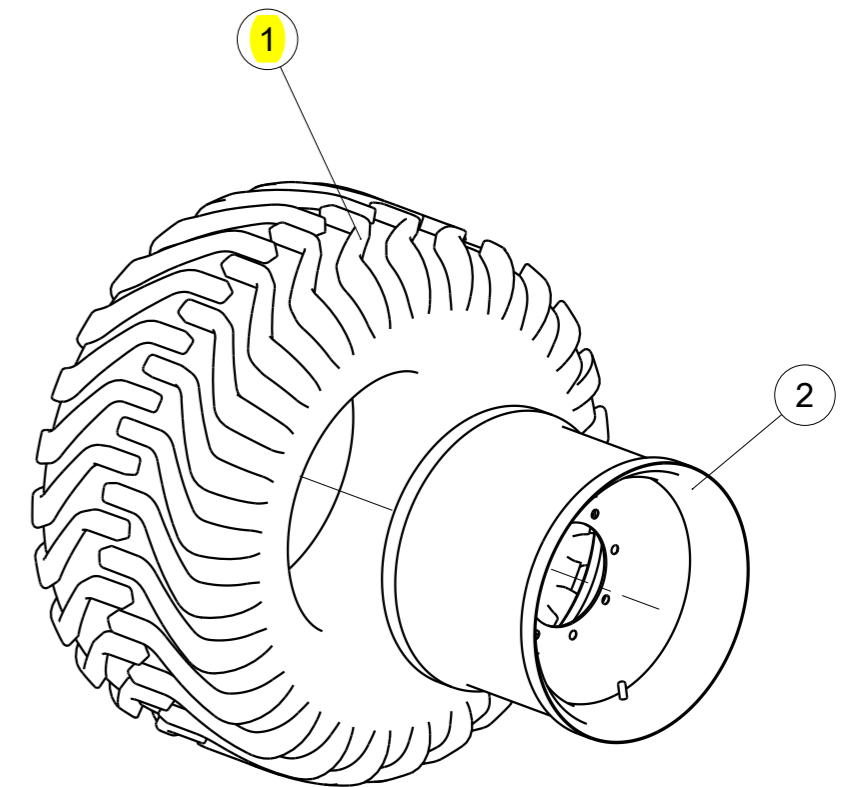
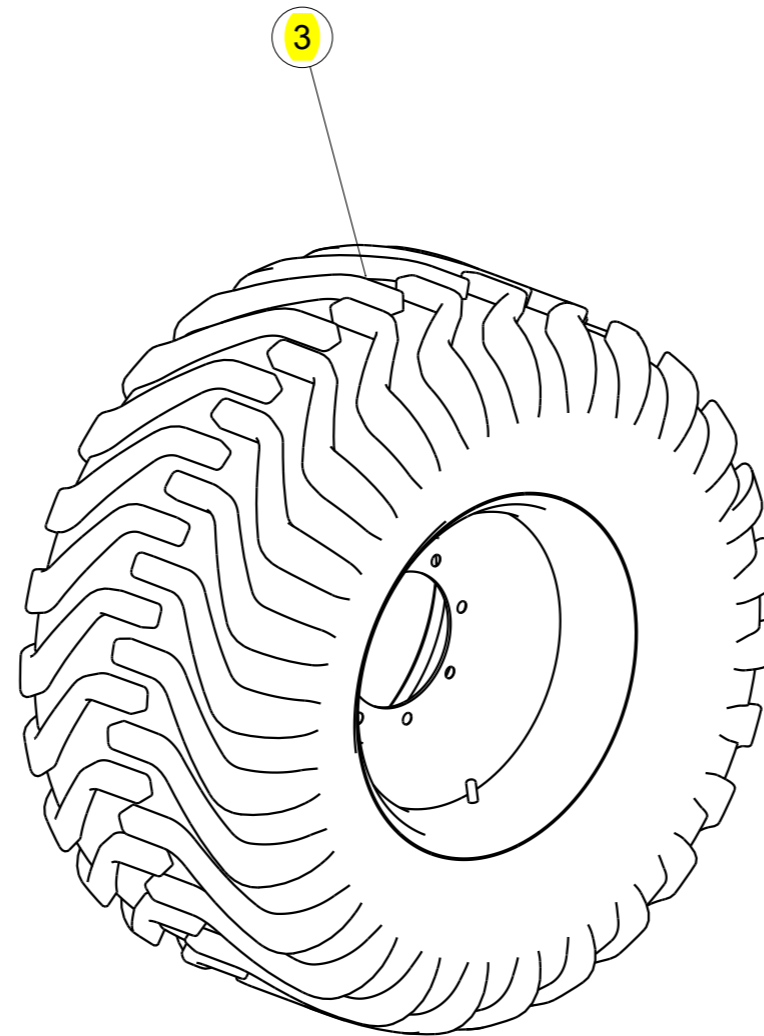
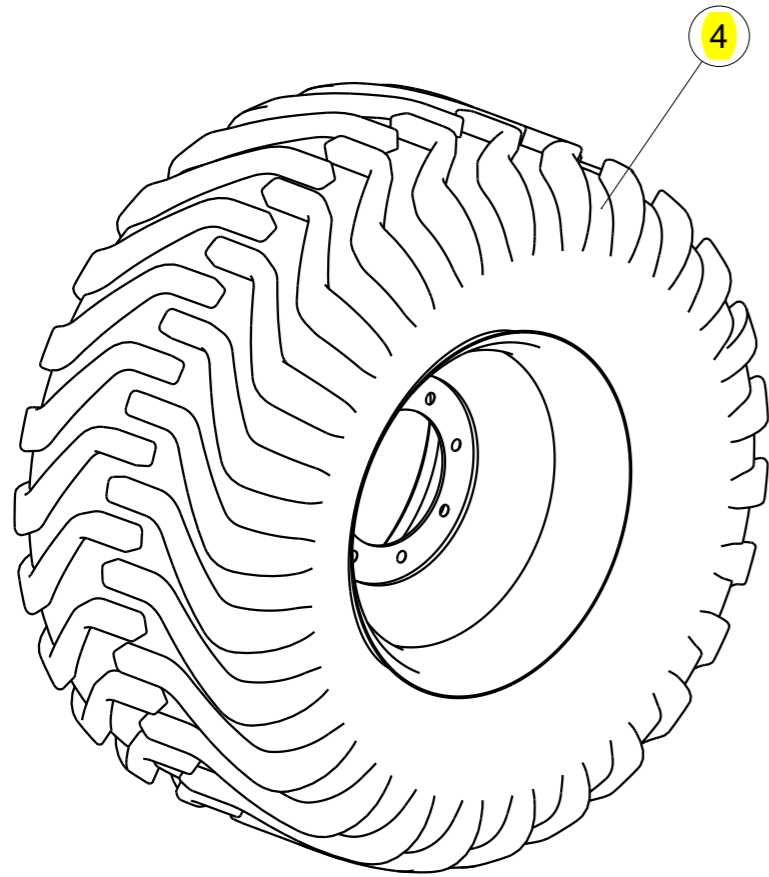
1/2 wheel axle 808 NB - W:550mm



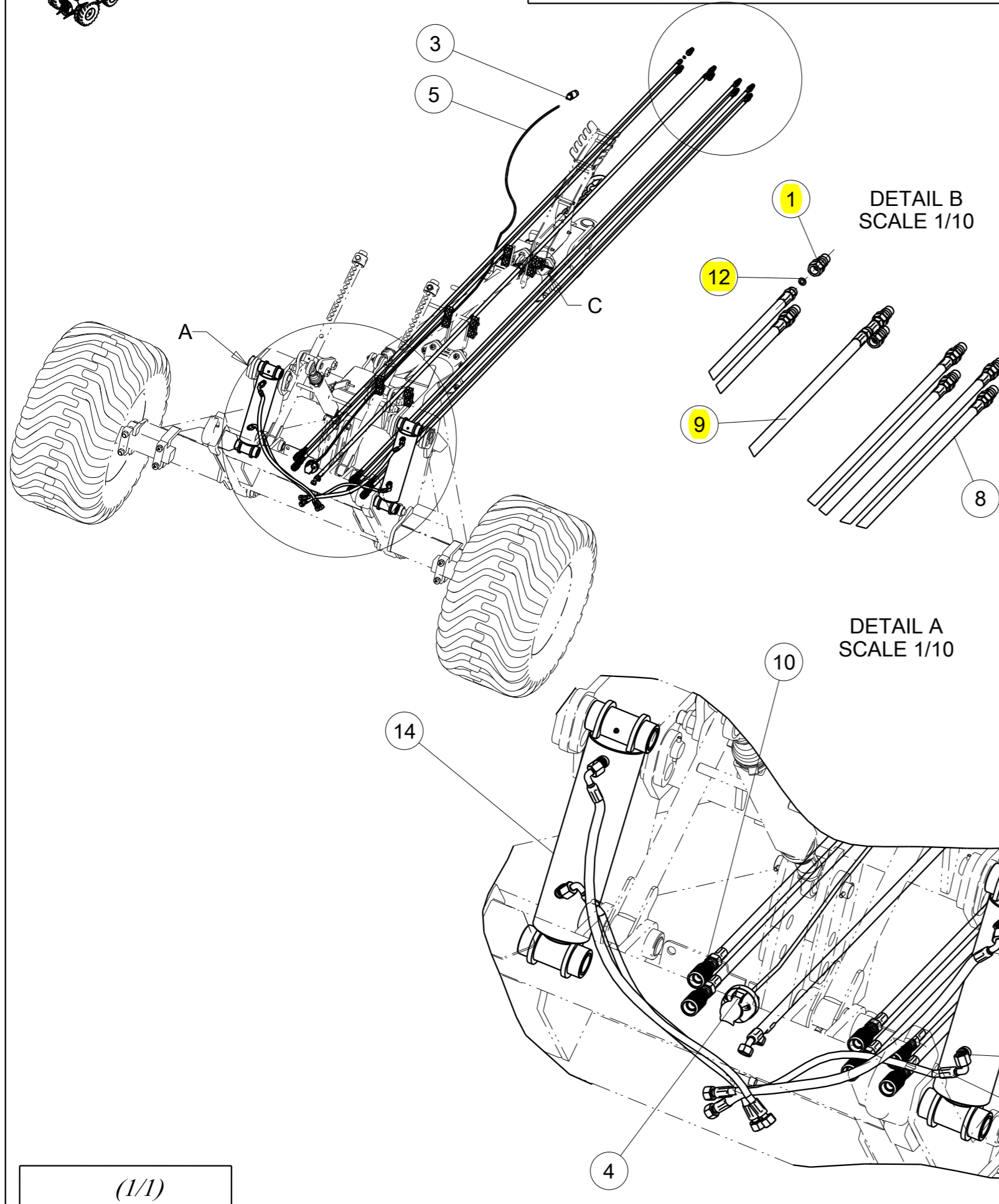
Index	Quantité	Reference	Designation
1	1	5GBVN 30215	Bearing 30215
2	1	5GBVN 32211	Bearing 32211
3	1	5GB851 012 294	Body wheel axle C80 Lg:500
4	1	5GB807 300 900	Grease nipple
5	1	5GB851 005 899	Metal seal 30215
6	1	5GB850 123 492	Nut HK M45X200
7	8	5GB850 104 992	Nut HM 18X150
8	1	5GBVL416	Pin 6x70
9	1	5GB851 004 799	Washer 111x129x2
10	1	5GB851 006 299	Washer 45X80X5
11	1	5GB850 117 699	Washer 75X145X2
12	1	5GB851 102 490	Wheel hub 808-908X (Body)
13	1	5GB851 006 490	Wheel hub 808X (full)
14	1	5GB850 111 199	Wheel hub cap - 8 Holes C80
15	8	5GB850 104 892	Wheel stud M18x150 40/54

*Wheels 560/60R22,5 TL 161E8/0 FL693*

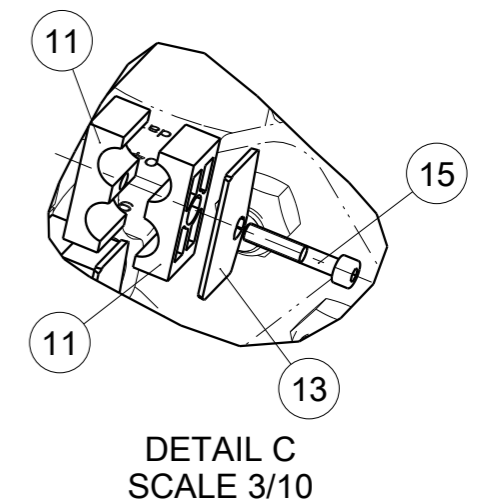
<i>Index</i>	<i>Quantité</i>	<i>Reference</i>	<i>Designation</i>
1	2	5GB198 767	Pneumatic 560/60 R22,5
2	2	5GB851 010 394	Rim 16x22.5 8/O, yellow
3	1	5GB198 756 DY	Wheel 560/6OR22,5 TL 161E8/O FL693
4	1	5GB198 756 GY	Wheel 560/6OR22,5 TL 161E8/O FL693



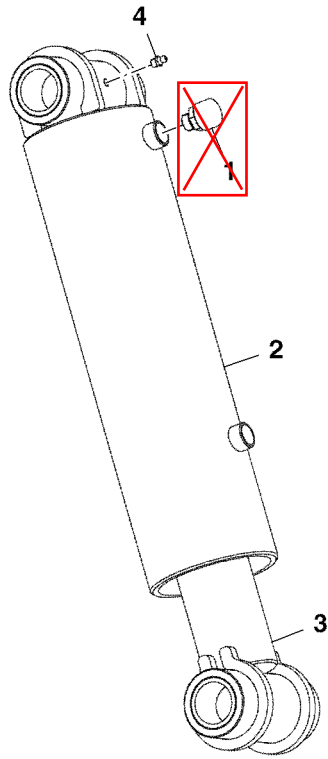
# Trailed Lifter s Hydraulic Hoses Kit



Index	Quantité	Reference	Designation
1	8	5GB1 122 393	Push-pull ventil M18x150
2	4	5GB85 10 189 93	Union 4 to15 12-17
3	1	5GB850 100 385	Male electrical outlet
4	1	5GB850 101 785	Electrical outlet, 7 pin, female
5	1	5GB850 106 085	Electric wire, 6000mm
6	2	5GB850 110 175	Hydraulic hose - Lg:600mm
7	2	5GB850 117 375	Hydraulic hose - Lg:900mm
8	6	5GB850 146 875	Hydraulic hose - Lg:5700mm
9	2	5GB850 146 975	Hydraulic hose - Lg:5900mm
10	6	5GB851 017 193	Female valve PUSH-PULL
11	24	5GB851 020 593	Double clamp - D:20mm
12	8	5GB851 021 993	Copper seal Ø16mm
13	12	5GB851 033 493	Plate of clamp
14	2	5GB851 045 593	Cylinder SE 110x70 C300 EAF 530
15	12	5GBVI 48 29	Screw CHc M8x 45 - 8.8 Black



Reinforced 110x70 C300  
 С усилением 110x70 C300  
 PY57617 A.1



PY57617

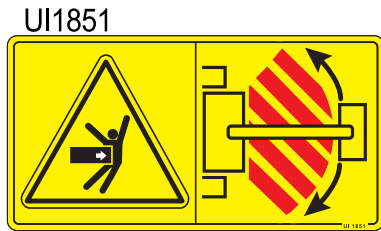
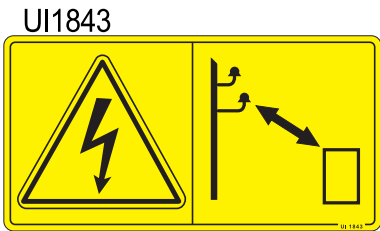
Key	Part No.	Part Name	Qty.	Serial No.	Remarks
<del>1</del>	<del>5GB851002293</del>	<del>Breather</del>	<del>1</del>		
2	5GB851045693	Cylinder	1		
3	5GB851045793	Rod	1		
4	5GBVM201	Grease	2		

P  
R  
O  
O  
F


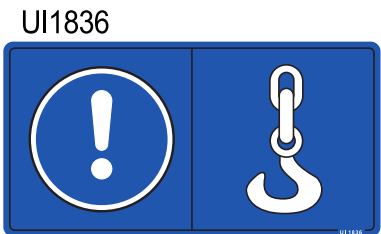
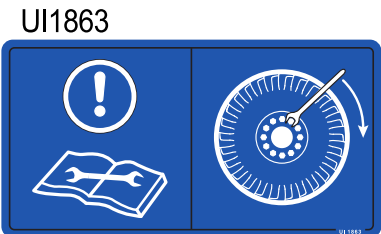
P  
R  
O  
O  
F  
P  
R  
O  
O  
F

# Stickers for ploughs 3910L

## Safety stickers



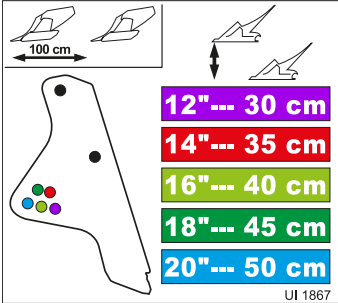
## Informations stickers



# Stickers for ploughs 3910L

## Stickers

UI1867



48059232



### 3910 "Flex Frame" models (Left side)

1890 x 80 mm



Stickers <10 furrows: 48059220

2890 x 80 mm



Stickers >=10 furrows: 48059221

### 3910 "Flex Frame" models (Right side)

1890 x 80 mm

Stickers <10 furrows: 48059220



2890 x 80 mm

Stickers >=10 furrows: 48059223



P  
R  
O  
O  
F  
P  
R  
O  
O  
F